


Effective: HY25-2823-M1/US November 15, 2024
Supercedes: HY25-2823-M1/US May 15, 2023



Power Take-Off Parts List

823 Series



WARNING – User Responsibility

FAILURE OR IMPROPER SELECTION OR IMPROPER USE OF THE PRODUCTS DESCRIBED HEREIN OR RELATED ITEMS CAN CAUSE DEATH, PERSONAL INJURY AND PROPERTY DAMAGE.

This document and other information from Parker Hannifin Corporation, its subsidiaries and authorized distributors provide product or system options for further investigation by users having technical expertise.

The user, through its own analysis and testing, is solely responsible for making the final selection of the system and components and assuring that all performance, endurance, maintenance, safety and warning requirements of the application are met. The user must analyze all aspects of the application, follow applicable industry standards, and follow the information concerning the product in the current product catalog and in any other materials provided from Parker or its subsidiaries or authorized distributors.

To the extent that Parker or its subsidiaries or authorized distributors provide component or system options based upon data or specifications provided by the user, the user is responsible for determining that such data and specifications are suitable and sufficient for all applications and reasonably foreseeable uses of the components or systems.

Offer of Sale

The items described in this document are hereby offered for sale by Parker Hannifin Corporation, its subsidiaries or its authorized distributors. This offer and its acceptance are governed by the provisions stated in the "Offer of Sale".



WARNING: This product can expose you to chemicals including Lead and Lead Compounds, and Di (2-ethylhexyl) phthalate (DEHP) which are known to the State of California to cause cancer and birth defects or other reproductive harm. For more information go to www.P65Warnings.ca.gov

© Copyright 2024, Parker Hannifin Corporation, All Rights Reserved

Model Number Designator 1

Exploded View 2

Bill of Materials 3-4

Gear Ratio Options 5-6

Lube Options 7

Shift Options 8-11

Assembly Arrangements 12-13

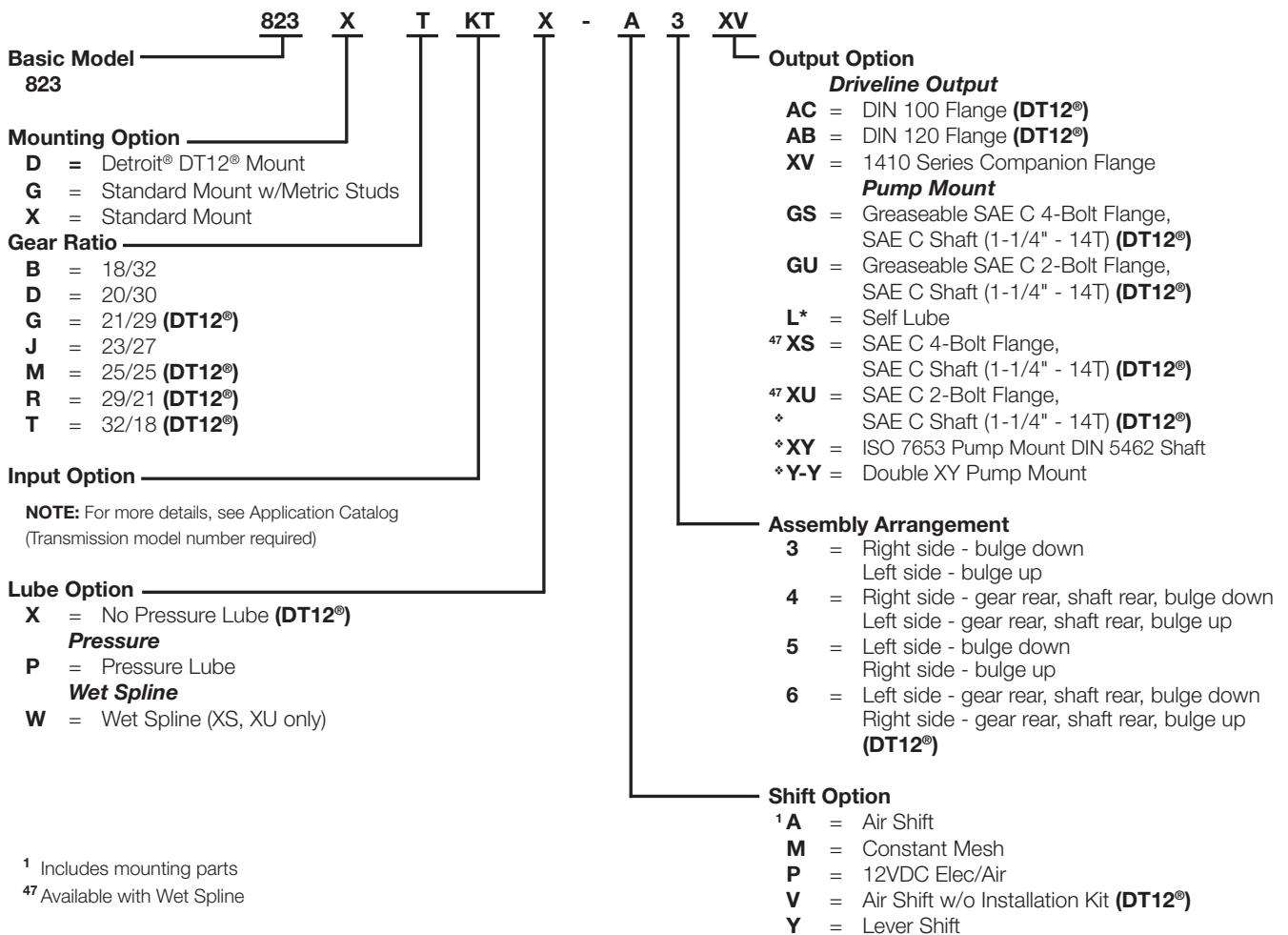
Output Options 14-17

Installation Sketches 18-19

Kits Bill of Materials 20-22

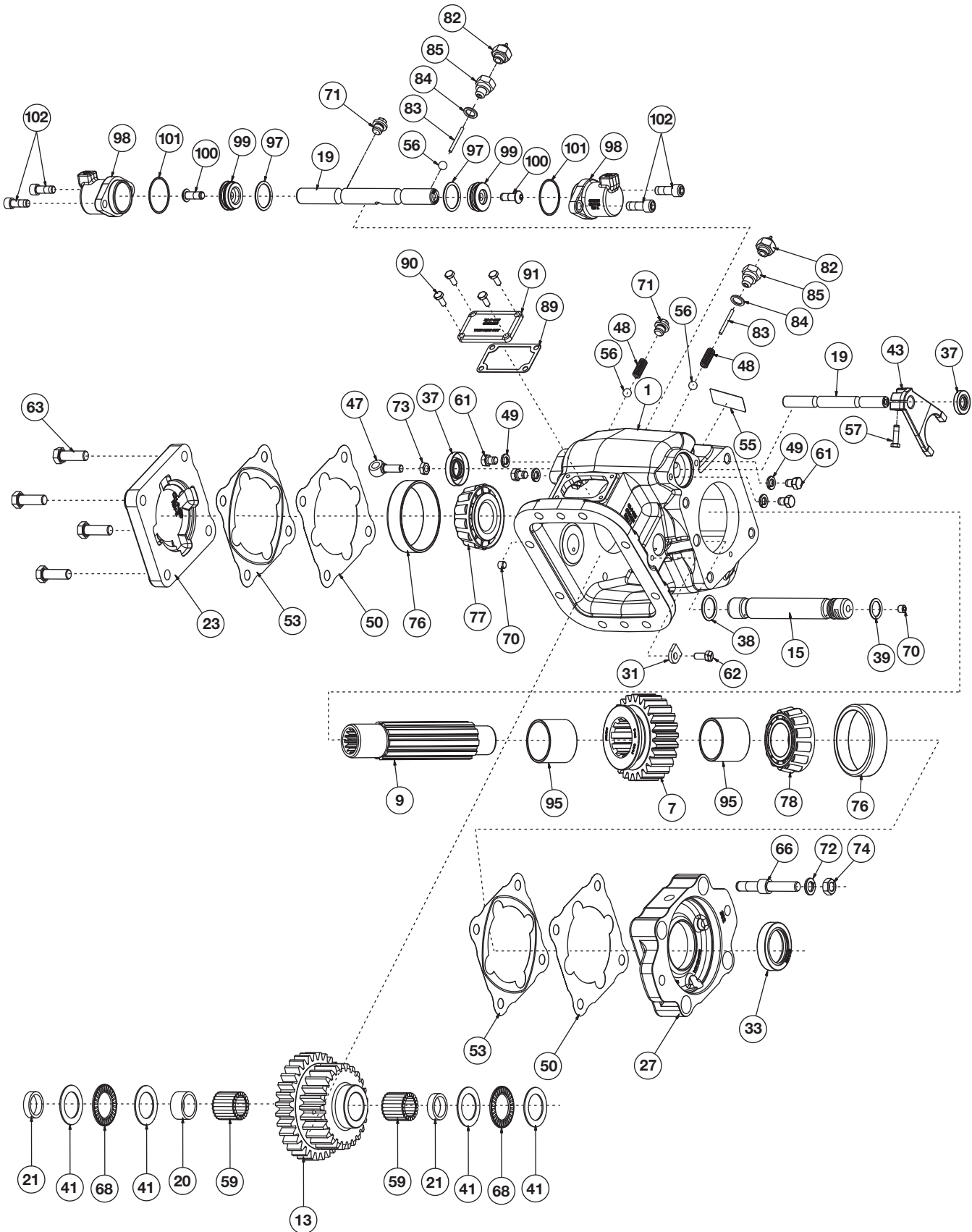
Offer of Sale 25-27

Model Number Designator



DT12® – Available with Daimler DT12®.

♦ No longer a current option per Chelsea Suggested List Price.



Bill of Materials

Parts List
823 Series

| Item | Part Number | Description | Qty. |
|------|---------------------------------|---|------|
| 1 | 1-P-321 | Housing (Constant Mesh) (3 & 6 Arrangement) | 1 or |
| | 1-P-322 | Housing (Constant Mesh) (4 & 5 Arrangement) | 1 or |
| | 1-P-784 | Housing (3 & 6 Arrangement) | 1 or |
| | 1-P-785 | Housing (4 & 5 Arrangement) | 1 |
| | 1-P-798 | Housing (Detroit® DT12® Only) | |
| 7 | See pages 5-6 | Output Gear | 1 |
| 9 | 3-P-726 | Output Shaft (1-1/4 - 14T) (XS Output Only) | 1 or |
| | See pages 14-17 | Output Shaft (All Other Outputs) | 1 |
| 13 | See pages 5-6 | Input Gear | 1 |
| 15 | 9-P-28 | Idler Shaft (1.000") (No Pressure Lube) | 1 or |
| | 9-P-82 | Idler Shaft (1.070") (Self Lube Option) | 1 or |
| | 9-P-37 | Idler Shaft (1.070") (Pressure Lube Only) | 1 |
| | 9-P-131 | Idler Shaft (1.180") (Detroit® DT12® Only) | 1 |
| 19 | 11-P-135 | Shifter Shaft (.810") (Lever Shift) | 1 or |
| | 11-P-170 | Shifter Shaft (.810") (Air Shift) | 1 |
| 20 | 14-P-27 | Spacer (1.156" x 1.442" x .687") | 1 |
| 21 | 14-P-48 | Spacer (1.080" x 1.375" x .339") | 2 |
| 23 | 21-P-66 | Bearing Cap (AB, AC, XS, XU, XV, XY) | 1 or |
| | | Bearing Cap (Closed) (All Other Outputs) | 1 |
| 27 | 21-P-382 | Pump Flange (XS, XU Outputs) | 1 |
| 31 | 27-P-9 | Lock Plate | 1 |
| | 380669 | Lock Plate (Detroit® DT12® Only) | 1 |
| 33 | 28-P-212 | Oil Seal (2.506" x 1.750" x .315") (XS Outputs) | 1 |
| | | Oil Seal (All Other Outputs) | |
| 37 | 28-P-389 | Oil Seal (1.752" x .812" x .312") (Lever Shift) | 2 |
| 38 | 28-P-239 | O-ring (1.046" x .139") | 1 |
| | 28-P-336 | O-ring (1.171" x .139") (Detroit® DT12® Only) | 1 |
| 39 | 28-P-240 | O-ring (.796" x .139") | 1 |
| | 28-P-42 | O-ring (1.051" x .070") (Detroit® DT12® Only) | 1 |
| 41 | 31-P-90 | Thrust Washer (1.382" x 2.042" x .062") | 4 |
| 43 | 32-P-122 | Shifter Fork (3 & 6 Arrangement) | 1 or |
| | 32-P-121 | Shifter Fork (4 & 5 Arrangement) | 1 |
| 47 | 36-P-1 | Eye Bolt (.375"-24) | 1 |
| 48 | 37-P-51 | Spring (2.140" x .729") (Lever Shift) | 2 |
| 49 | 500357-11 | Lock Washer (.688" x .382" x .094") | 4 |
| 50 | 55-P-6-1 | Bearing Cap Gasket Shim (.003" Thick) | A.R. |
| | 55-P-6-2 | Bearing Cap Gasket Shim (.010" Thick) | A.R. |
| 53 | 55-P-19 | Bearing Cap Gasket Shim | 2 |
| 55 | 68-P-51-1 | Adhesive Label | 1 |
| 56 | 378002 | Shifter Ball (.437") (Lever Shift) | 2 or |
| | | Shifter Ball (.437") (Air Shift) | 1 |
| 57 | 378916 | Hex Head Cap Screw (.375"-24 x 1.375") | 1 |
| 59 | 378389 | Needle Roller Bearing | 42 |
| 61 | 378431-4 | Hex Head Cap Screw (.375"-18 x .500") | 4 |
| 62 | 378430-8 | Hex Head Cap Screw (.375"-18 x .750") | 1 |
| 63 | 378433-14 | Hex Head Cap Screw (.500"-13 x 1.500") | 4 |
| 66 | 379442 | Shoulder Stud (.500"-13 x .500"-20 x 3.750") | 4 |
| 68 | 378769 | Thrust Bearing (1.375" x 2.000" x .125") (XS Output Only) | 2 |
| 70 | 379231 | Pipe Plug (.125"-27) (Pressure Lube Only) | 2 |
| 71 | 38-P-8 | Poppet Retainer | 1 |
| 72 | 500356-13 | Lock Washer (.575" x .319" x .056") (XS Output Only) | 4 |
| 73 | 500381-3 | Hex Nut Jamb (.375"-24) | 1 |
| 74 | 500381-5 | Hex Nut Jamb (.500"-20) (XS Output Only) | 4 |
| 76 | 560946 | Tapered Bearing Cup (3.751" x .875") | 2 |
| 77 | 560945 | Tapered Bearing Cone (1.500" x 1.125") | 1 |
| | See pages 14-17 | Tapered Bearing Cone (All Other Outputs) | 1 |

A.R. – As Required

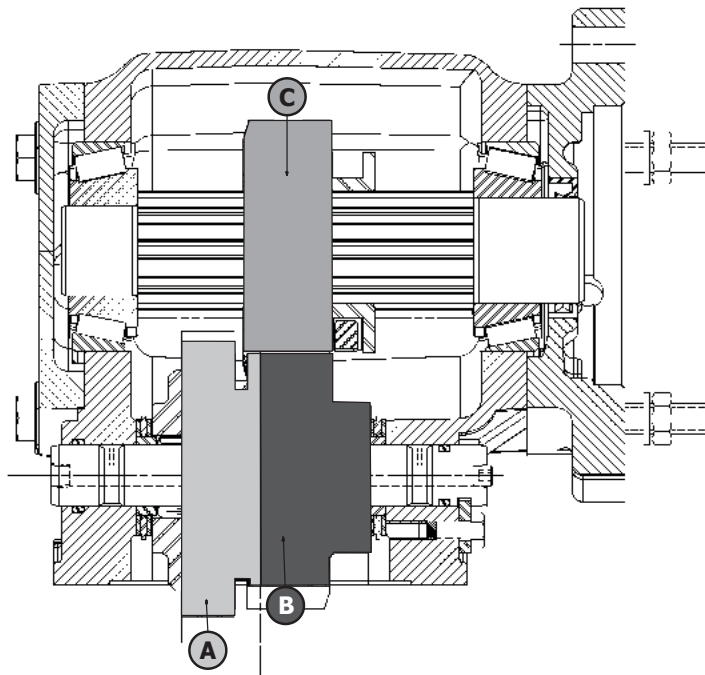
Continued on Next Page

Bill of Materials**Parts List
823 Series**

| Item | Part Number | Description | Qty. |
|---|--------------------|---|------|
| 78 | 560944 | Tapered Bearing Cone (1.750" x 1.125") (XS Output) | 1 |
| 82 | 379639 | Indicator Switch (6-Bolt & 8-Bolt) | 1 |
| 83 | 379612 | Indicator Switch Plunger | 1 |
| 84 | 379613 | Copper Gasket (.520" x .750" x .062") | 2 |
| 85 | 379614 | Indicator Switch Fitting (6-Bolt & 8-Bolt) | 1 |
| 89 | 35-P-93 | Gasket Plate Cover | 1 |
| 90 | 378429-6 | Hex Cap Screw (.250"-20 x .625") | 4 |
| 91 | 34-P-133 | Cover Plate | 1 |
| 95 | 4-P-110 | Output Gear Spacer (Constant Mesh Only) | 2 |
| 97 | 28-P-241 | O-ring (1.234" x .139") | 2 |
| 98 | 65-P-57 | Air Shifter Cylinder | 2 |
| 99 | 66-P-61 | Air Shift Piston | 2 |
| 100 | 380600 | BH Cap Screw (.375"-24 x 1.000") | 2 |
| 101 | 28-P-388 | O-ring (1.739" x .070") | 2 |
| 102 | 379433-6 | Socket Head Cap Screw (.375"-16 x 1.000") | 4 |
| N.S. | 69-P-18 | Wet Spline Tag (XS & XU Only) | 1 |
| N.S. | 379640 | Booted Connector (V Shifter Only) | 1 |
| N.S. | 8-A-165 | Spacer (8-Bolt) (823XT Only) | 1 |
| N.S. | 378414 | Pressure Valve Protection (V Shift) | 1 |
| N.S. | 14-P-82-1 | Spacer (Detroit® DT12® Only Only) | 1 |
| N.S. | 14-P-82-1 | Spacer (Detroit® DT12® Only Only) | A.R. |
| N.S. | 14-P-82-2 | Spacer (Detroit® DT12® Only Only) | A.R. |
| N.S. | 14-P-82-3 | Spacer (Detroit® DT12® Only Only) | A.R. |
| N.S. | 14-P-82-4 | Spacer (Detroit® DT12® Only Only) | A.R. |
| N.S. | 562001.CHD | Tapered Bearing Assembly (Detroit® DT12® Only) | 1 |
| N.S. | 561026 | Tapered Bearing Cone (Detroit® DT12® (Detroit® DT12® Only) | 1 |
| See pages 20-22 for Bill of Materials for the below loose parts. | | | |
| STUD KITS | | | |
| | 328170-8X | Standard Mounting Stud Kit (X Mount) | 1 |
| | 328170-185X | Metric Mounting Stud Kit (G Mount) | 1 |
| | 328170-220X | Mounting Stud Kit DT12® | 1 |
| | 7170-116X | Stud Kit (823XT Only) | 1 |
| INSTALLATION INSTRUCTION KIT | | | |
| | 328948-8X | Gasket & Installation Instructions Kit (8-Bolt) | 1 |
| | 328648-53X | Gasket & Installation Instructions Kit (Detroit® DT12®) | 1 |
| INSTALLATION KITS | | | |
| | 328388-61X | Air Shift Installation Kit (A Shift) | 1 |
| | 328390-154X | Air Shift Field Conversion Kit | 1 |
| | 328751-1X | Lever Control Indicator Light Installation Kit (Y Shift) | 1 |
| | 329979X | Air Shift Retrofit Kit (Use with 1-P-784 & 1-P-785) (See page 11) | 1 |
| | 328388-93X | 12VDC Elec/Air Shift (P Shift) | 1 |
| SERVICE KITS | | | |
| | 328356-2X | Gasket & Seal Kit | |
| | 328356-3X | Gasket & Seal Kit w/ Shifter Seal (AB, AC, XV Output) | |
| | 328356-4X | Gasket & O-ring Mounting Kit | |
| | 328356-5X | Gasket & Seal Kit w/o Shifter Seal (AB, AC, XV Output) | |
| | 328356-6X | Gasket & O-ring Seal Kit | |
| | 328368-2X | Roller Needle Field Replacement Kit | |
| HOSE ASSEMBLIES | | | |
| | 328075X | Pressure Lube Hose ASSY (Pressure Lube Models) | 1 |
| CONVERSION KITS | | | |
| | 328591-136X | Conversion Kit (XS to GS or GU) | |
| | 328591-137X | Conversion Kit (XV to GS or GU) | |

N.S. – Not Shown A.R. – As Required

PTO Gear Data



| Item 2 Input Cluster Gear | | | | | Item 3 Output Gear | |
|---------------------------|------------|-----------------|-------------|-----------------|--------------------|-----------------|
| GEAR DESIGNATOR | INPUT GEAR | NO. TEETH A (2) | HELIX ANGLE | NO. TEETH B (2) | OUTPUT GEAR | NO. TEETH C (3) |
| 823*BAB | 5-P-508 | 27 | Spur | 18 | 2-P-312 | 32 |
| 823*BAH | 5-P-285 | 32 | Spur | 18 | 2-P-312 | 32 |
| 823*BAK | 5-P-223 | 32 | Spur | 18 | 2-P-312 | 32 |
| ✦ 823*BAR | 5-P-236 | 29 | Left Hand | 18 | 2-P-312 | 32 |
| ✦ 823*BBG | 5-P-442 | 33 | Left Hand | 18 | 2-P-312 | 32 |
| ✦ 823*BCR | 5-P-498 | 26 | Left Hand | 18 | 2-P-312 | 32 |
| 823*BDA | 5-P-636 | 35 | Spur | 18 | 2-P-312 | 32 |
| ✦ 823*BDR | 5-P-642 | 33 | Spur | 20 | 2-P-312 | 32 |
| | | | | | | |
| 823*DAH | 5-P-971 | 32 | Spur | 20 | 2-P-315 | 30 |
| 823*DAK | 5-P-293 | 32 | Spur | 20 | 2-P-315 | 30 |
| ✦ 823*DDD | 5-P-691 | 33 | Spur | 20 | 2-P-315 | 30 |
| | | | | | | |
| 823*GAH | 5-P-980 | 32 | Spur | 21 | 2-P-308 | 29 |
| 823*GAK | 5-P-294 | 32 | Spur | 21 | 2-P-308 | 29 |
| | | | | | | |
| 823*JAH | 5-P-325 | 32 | Spur | 23 | 2-P-311 | 27 |
| 823*JAK | 5-P-224 | 32 | Spur | 23 | 2-P-311 | 27 |
| ✦ 823*JAR | 5-P-237 | 29 | Left Hand | 23 | 2-P-311 | 27 |
| | | | | | | |
| 823*MAH | 5-P-283 | 32 | Spur | 25 | 2-P-309 | 25 |
| 823*MAK | 5-P-284 | 32 | Spur | 25 | 2-P-309 | 25 |
| 823*MDA | 5-P-637 | 35 | Spur | 25 | 2-P-309 | 25 |
| ✦ 823*MDB | 5-P-846 | 55 | Spur | 25 | 2-P-309 | 25 |
| ✦ 823*MDD | 5-P-692 | 33 | Spur | 25 | 2-P-309 | 25 |

✦ No longer a current option per Chelsea Suggested List Price.

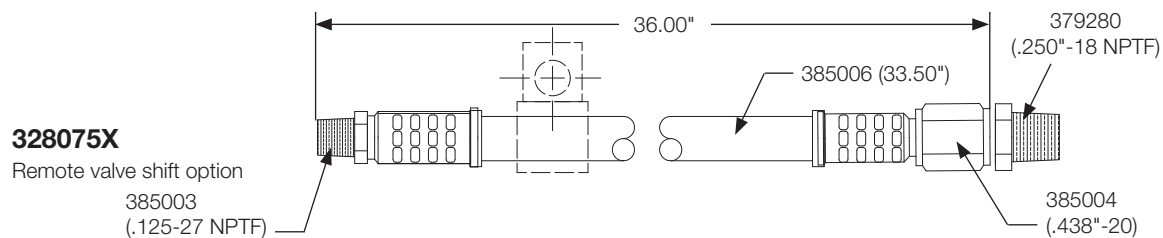
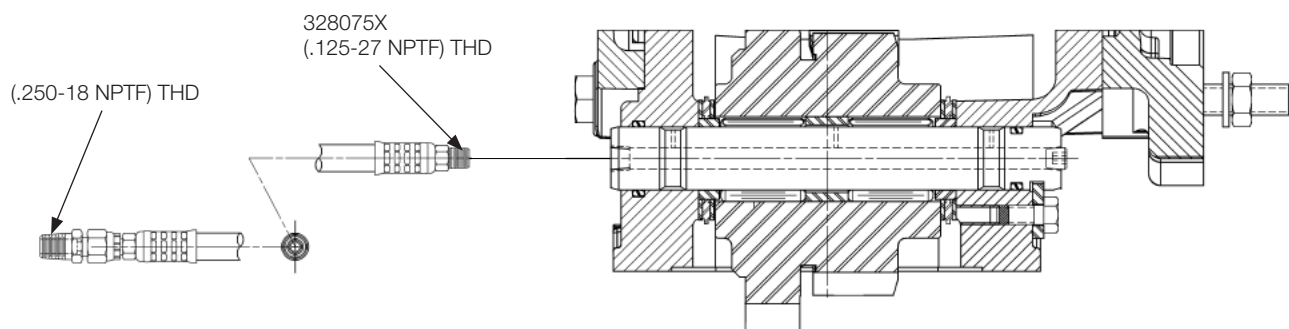
Continued on Next Page

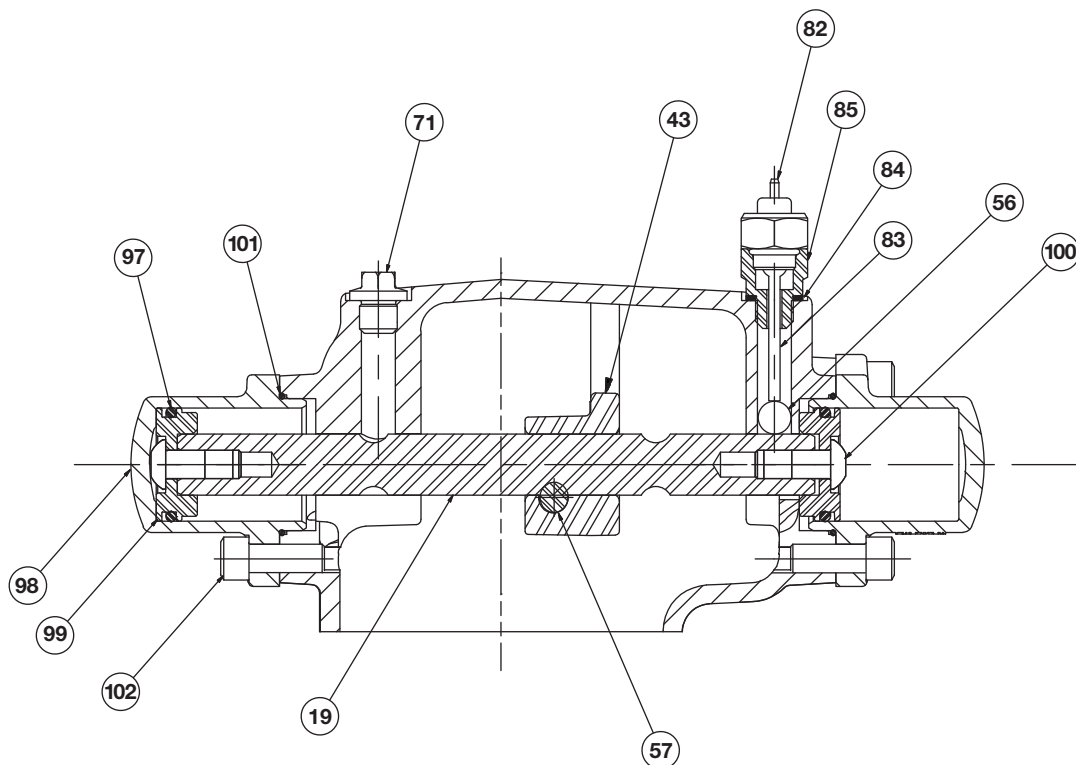
Gear Ratio Options

PTO Gear Data (Continued)

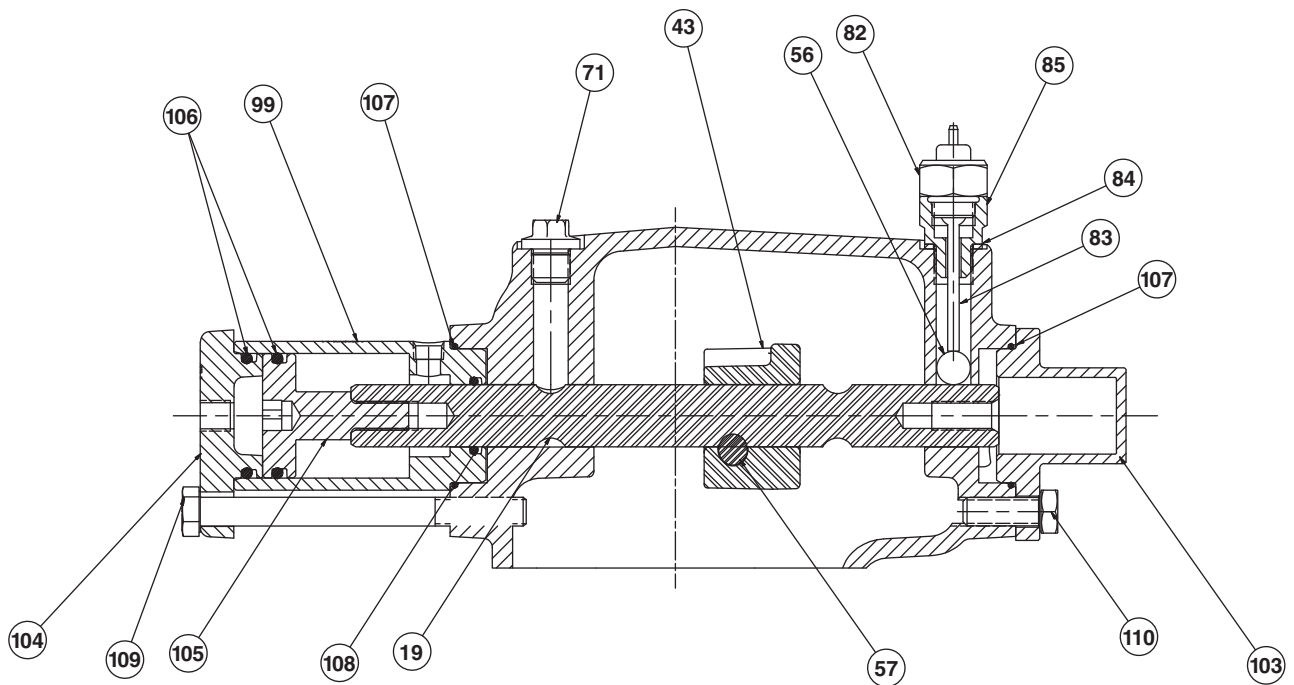
| Item 2 Input Cluster Gear | | | | | Item 3 Output Gear | |
|---------------------------|------------|-----------------|-------------|-----------------|--------------------|-----------------|
| GEAR DESIGNATOR | INPUT GEAR | NO. TEETH A (2) | HELIX ANGLE | NO. TEETH B (2) | OUTPUT GEAR | NO. TEETH C (3) |
| ✦ 823*MDR | 5-P-643 | 33 | Spur | 25 | 2-P-309 | 25 |
| ✦ 823*MDU | 5-P-732 | 39 | Left Hand | 25 | 2-P-309 | 25 |
| ✦ 823*MEV | 5-P-851 | 56 | Spur | 25 | 2-P-309 | 25 |
| ✦ 823*PAR | 5-P-290 | 29 | Left Hand | 26 | 2-P-310 | 24 |
| 823*RAH | 5-P-721 | 32 | Spur | 29 | 2-P-630 | 21 |
| ✦ 823*RDA | 5-P-808 | 35 | Spur | 29 | 2-P-630 | 21 |
| ✦ 823*RDB | 5-P-847 | 55 | Spur | 29 | 2-P-630 | 21 |
| ✦ 823*REV | 5-P-852 | 56 | Spur | 29 | 2-P-630 | 21 |
| 823*RGN | 5-P-1143 | 49 | Spur | 29 | 2-P-630 | 21 |
| 823*TKT | 5-P-1395 | 34 | Spur | 32 | 2-P-828 | 18 |
| 823*GMA | 5-P-1638 | 29 | Left Hand | 21 | 2-P-308 | 29 |
| 823*MMA | 5-P-1640 | 29 | Left Hand | 25 | 2-P-309 | 25 |
| 823*RMA | 5-P-1641 | 29 | Left Hand | 29 | 2-P-308 | 21 |
| 823*MMB | 5-P-1647 | 29 | Left Hand | 25 | 2-P-309 | 25 |
| 823*RMB | 5-P-1648 | 29 | Left Hand | 29 | 2-P-308 | 21 |
| 823*TMB | 5-P-1649 | 29 | Left Hand | 32 | 2-P-828 | 18 |
| 823*GMC | 5-P-1652 | 30 | Left Hand | 21 | 2-P-308 | 29 |
| 823*MMC | 5-P-1654 | 30 | Left Hand | 25 | 2-P-309 | 25 |
| 823*RMC | 5-P-1655 | 30 | Left Hand | 29 | 2-P-308 | 21 |

✦ No longer a current option per Chelsea Suggested List Price.

Pressure Lube**Lube Hose**

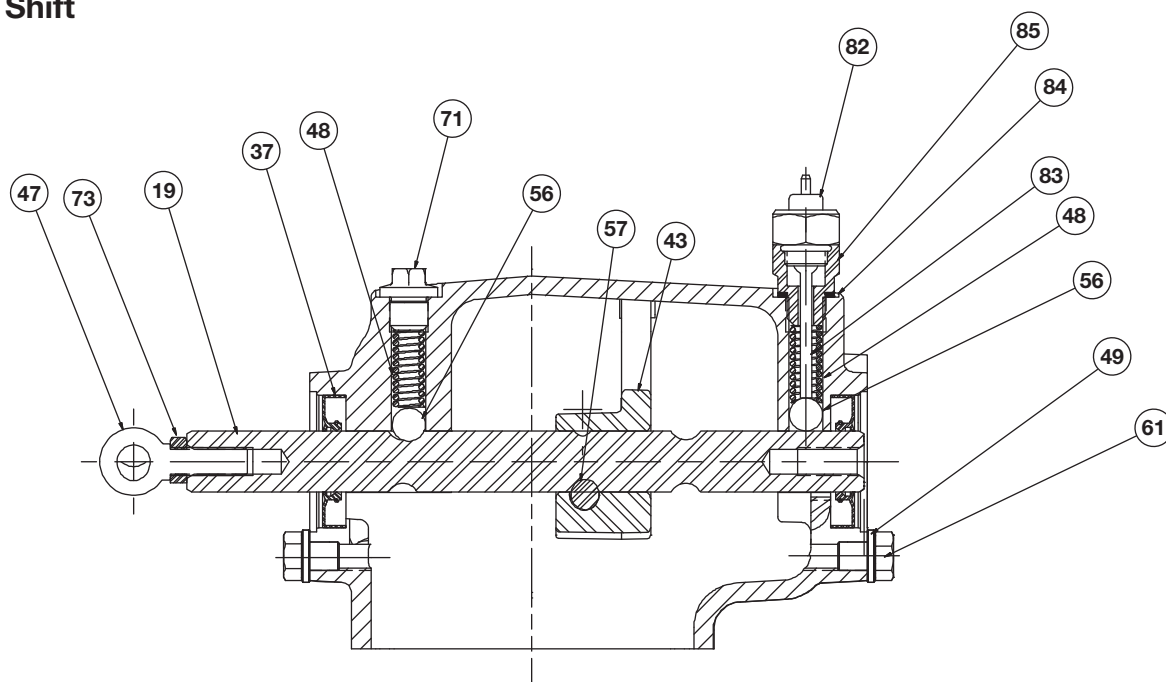
Air Shift

| Item | Part Number | Description | Qty. |
|------|-----------------|--|------|
| 19 | 11-P-170 | Shifter Shaft (.810") (Air Shift) | 1 |
| 43 | 32-P-122 | Shifter Fork (3 & 6 Arrangement) | 1 or |
| | 32-P-121 | Shifter Fork (4 & 5 Arrangement) | 1 |
| 56 | 378002 | Shifter Ball (.437") (Air Shift) | 1 |
| 57 | 378916 | Hex Head Cap Screw (.375"-24 x 1.375") | 1 |
| 71 | 38-P-8 | Poppet Retainer | 1 |
| 82 | 379639 | Indicator Switch (6-Bolt & 8-Bolt) | 1 |
| 83 | 379612 | Indicator Switch Plunger | 1 |
| 84 | 379613 | Copper Gasket (.520" x .750" x .062") | 2 |
| 85 | 379614 | Indicator Switch Fitting (6-Bolt & 8-Bolt) | 1 |
| 97 | 28-P-241 | O-ring (1.234" x 1.000") | 2 |
| 98 | 65-P-57 | Air Shifter Cylinder | 2 |
| 99 | 66-P-61 | Air Shift Piston | 2 |
| 100 | 380600 | BH Cap Screw (.375"-24 x 1.000") | 2 |
| 101 | 28-P-388 | O-ring (1.739" x .070") | 2 |
| 102 | 379433-6 | Socket Head Cap Screw (.375"-16 x 1.000") | 4 |

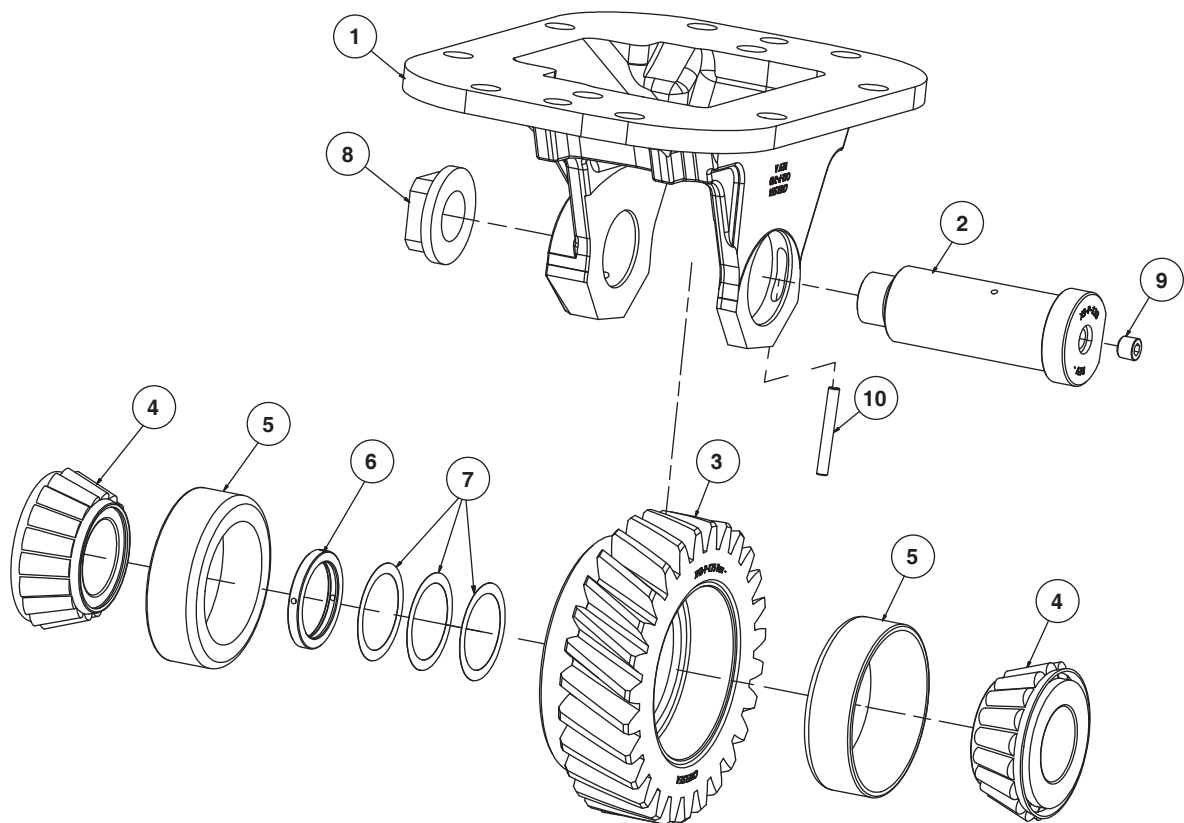
Air Shift Retrofit

| Item | Part Number | Description | Qty. |
|------------------|------------------|--|------|
| 19 | 11-P-170 | Shifter Shaft (.810") (Air Shift) | 1 |
| 43 | 32-P-122 | Shifter Fork (3 & 6 Arrangement) | 1 or |
| | 32-P-121 | Shifter Fork (4 & 5 Arrangement) | 1 |
| 56 | 378002 | Shifter Ball (.437") (Air Shift) | 1 |
| 57 | 378916 | Hex Head Cap Screw (.375"-24 x 1.375") | 1 |
| 71 | 38-P-8 | Poppet Retainer | 1 |
| 82 | 379639 | Indicator Switch (6-Bolt & 8-Bolt) | 1 |
| 83 | 379612 | Indicator Switch Plunger | 1 |
| 84 | 379613 | Copper Gasket (.520" x .750" x .062") | 2 |
| 85 | 379614 | Indicator Switch Fitting (6-Bolt & 8-Bolt) | 1 |
| | 329979X | Air Shift Retrofit Kit | |
| 99 | 66-P-61 | Air Shift Cylinder | 1 |
| 103 | 65-P-62 | Shifter Cap | 1 |
| 104 | 380657 | Cylinder Cap | 1 |
| 105 | 66-P-24 | Shifter Piston | 1 |
| 106 | 28-P-61 | O-ring (1.359" x .139") | 2 |
| 107 | 28-P-388 | O-ring (1.739" x .070") | 2 |
| 108 | 28-P-198 | O-ring (.798" x .103") | 1 |
| 109 | 378431-31 | Hex Head Cap Screw (.375"-16 x 4.250") | 2 |
| 110 | 378431-10 | Hex Head Cap Screw (.375"-16 x 1.000") | 2 |
| N.S. | 69-P-31 | Installation Instructions | 1 |
| N.S. – Not Shown | | | |

Lever Shift

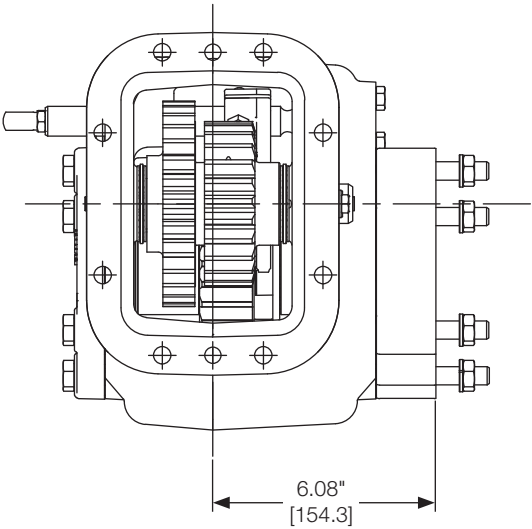


| Item | Part Number | Description | Qty. |
|------|------------------|---|------|
| 19 | 11-P-135 | Shifter Shaft (.810") (Lever Shift) | 1 |
| 37 | 28-P-389 | Oil Seal (1.752" x .812" x .312") (Lever Shift) | 2 |
| 43 | 32-P-122 | Shifter Fork (3 & 6 Arrangement)..... | 1 or |
| | 32-P-121 | Shifter Fork (4 & 5 Arrangement)..... | 1 |
| 47 | 36-P-1 | Eye Bolt (.375"-24) | 1 |
| 48 | 37-P-51 | Spring (2.140" x 1.729") (Lever Shift) | 2 |
| 49 | 500357-11 | Lock Washer (.688" x .382" x .094") | 4 |
| 56 | 378002 | Shifter Ball (.437") (Lever Shift)..... | 2 |
| 57 | 378916 | Hex Head Cap Screw (.375"-24 x 1.375") | 1 |
| 61 | 378431-4 | Hex Head Cap Screw (.375"-18 x .500") | 1 |
| 71 | 38-P-8 | Poppet Retainer | 1 |
| 73 | 500381-3 | Hex Nut Jamb (.375"-24)..... | 1 |
| 82 | 379639 | Indicator Switch (6-Bolt & 8-Bolt)..... | 1 |
| 83 | 379612 | Indicator Switch Plunger..... | 1 |
| 84 | 379613 | Copper Gasket (.520" x .750" x .062")..... | 2 |
| 85 | 379614 | Indicator Switch (6-Bolt & 8-Bolt)..... | 1 |

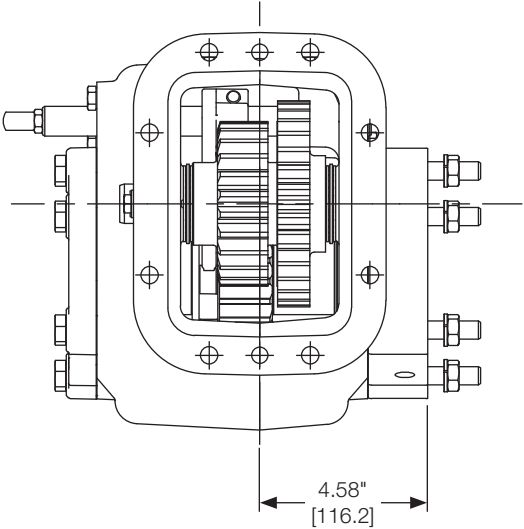
Detroit® DT12® Heavy Duty Adapters

| Item | Part Number | Description | Qty. |
|------|-------------------|--|------|
| 1 | 42-P-255 | Input Designator (330032X MA) | 1 |
| | 42-P-256 | Input Designator (330033X MB)..... | 1 |
| | 42-P-255 | Input Designator (330034X MC)..... | 1 |
| 2 | 9-P-133 | Adapter Shaft DT12® HD | 1 |
| 3 | 43-P-175 | Adapter Gear (330032X MA)..... | 1 |
| | 43-P-176 | Adapter Gear (330033X MB) | 1 |
| | 43-P-177 | Adapter Gear (330034X MC) | 1 |
| 4 | 562004 | Cone Bearing Assembly (1.312" x 3.000" x 1.156") | 2 |
| 5 | 562005 | Cup Bearing (1.312" x 3.000" x 1.156") | 2 |
| 6 | 14-P-93 | Bearing Spacer (1.314 x 1.700" x .200") | 1 |
| 7 | 55-P-45-1 | Shim (1.328" x 1.700" x .001") | A.R. |
| | 55-P-45-2 | Shim (1.328" x 1.700" x .003") | A.R. |
| | 55-P-45-3 | Shim (1.328" x 1.700" x .006") | A.R. |
| | 55-P-45-4 | Shim (1.328" x 1.700" x .009") | A.R. |
| | 55-P-45-5 | Shim (1.328" x 1.700" x .012") | A.R. |
| | 55-P-45-6 | Shim (1.328" x 1.700" x .015") | A.R. |
| 8 | 380675.CHD | Flange Nut DT12® | 1 |
| 9 | 379231 | Pipe Plug (.125"-27) | 1 |
| 10 | 500597-18 | Roll Pin (.188" x 1.500") | 1 |
| 11 | 69-P-37 | Caution Tag | 1 |

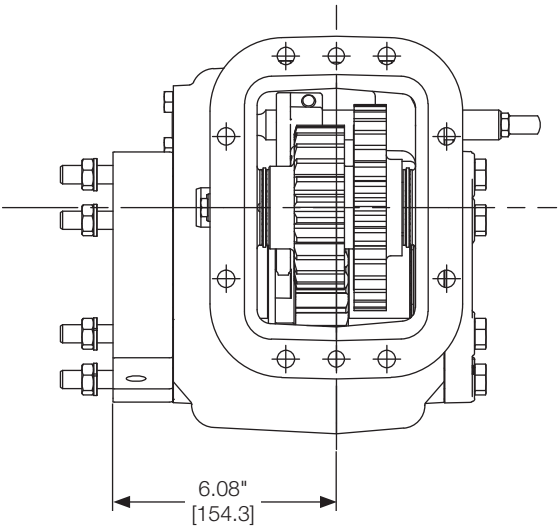
A.R. – As Required



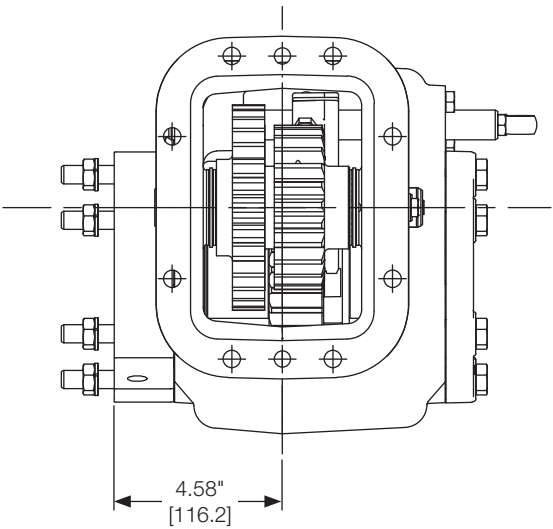
Assembly 3



Assembly 4



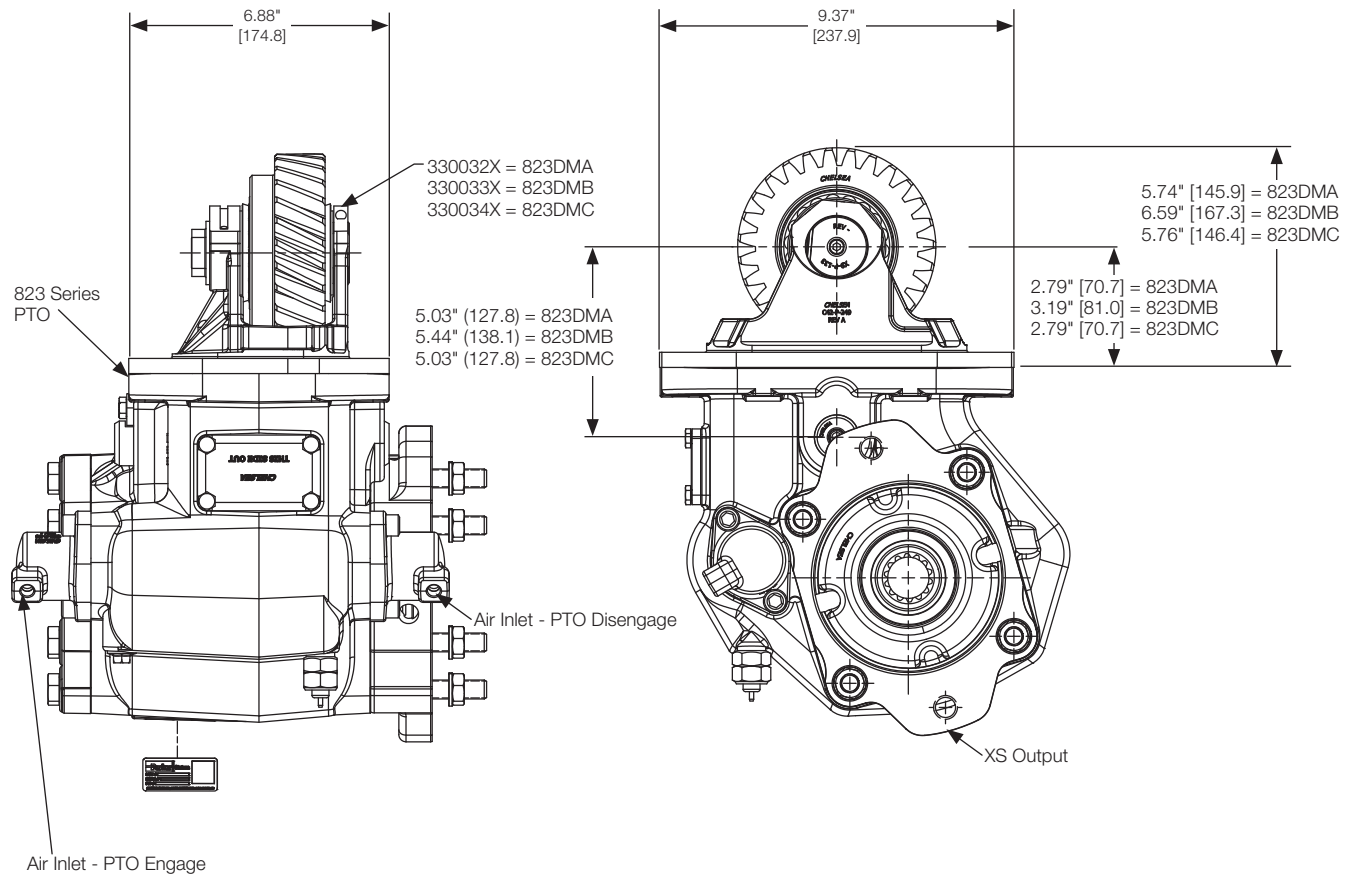
Assembly 5



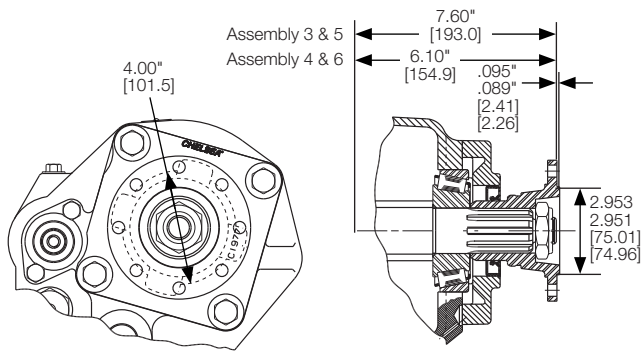
Assembly 6

(DT12®) = Available with Detroit® DT12®.

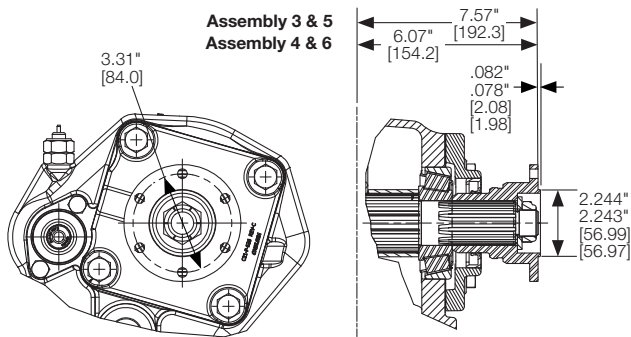
PTO Dimensions Detroit® DT12® Adapter



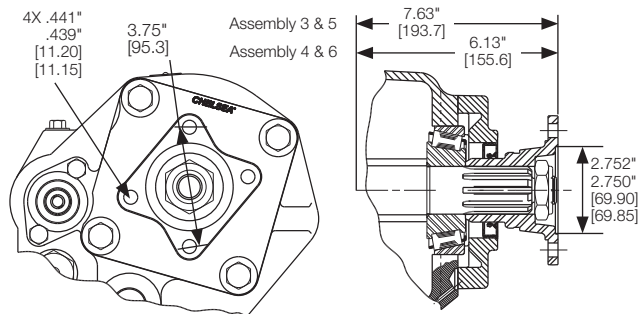
Bill of Materials - Driveline Output



| AB Output Option DIN 120 | | |
|-----------------------------|--|------|
| Part Number | Description | Qty. |
| 3-P-364 | Output Shaft..... | 1 |
| 21-P-65 | Bearing Cap, Open..... | 1 |
| 28-P-211 | Oil Seal..... | 1 |
| 380486 | Hex Nut (.875"-14) | 1 |
| 380076-13 | Flat Washer | 1 |
| 378433-14 | Hex Head Cap Screw (.500"-13 x 1.500") | 4 |
| 560945 | Tapered Bearing Cone..... | 1 |
| 379558 | Companion Flange (DIN 120)..... | 1 |

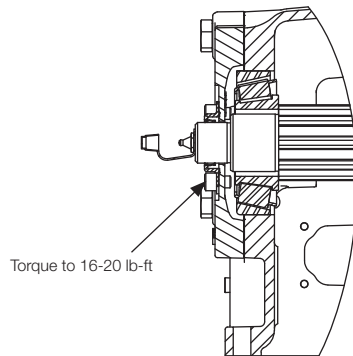


| AC Output Option DIN 100 | | |
|-----------------------------|--|------|
| Part Number | Description | Qty. |
| 3-P-364 | Output Shaft..... | 1 |
| 21-P-65 | Bearing Cap, Open..... | 1 |
| 28-P-211 | Oil Seal..... | 1 |
| 380486 | Hex Nut (.875"-14) | 1 |
| 380076-13 | Flat Washer | 1 |
| 378433-14 | Hex Head Cap Screw (.500"-13 x 1.500") | 4 |
| 560945 | Tapered Bearing Cone..... | 1 |
| 379742 | Companion Flange (DIN 100)..... | 1 |



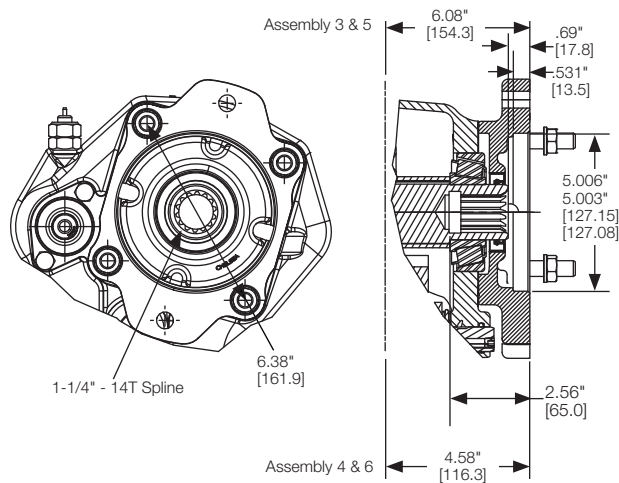
| XV Output Option 1410 Series Companion Flange | | |
|--|--|------|
| Part Number | Description | Qty. |
| 3-P-364 | Output Shaft..... | 1 |
| 21-P-65 | Bearing Cap, Open..... | 1 |
| 28-P-211 | Oil Seal..... | 1 |
| 380486 | Hex Nut (.875"-14) | 1 |
| 380076-13 | Flat Washer | 1 |
| 378433-14 | Hex Head Cap Screw (.500"-13 x 1.500") | 4 |
| 560945 | Tapered Bearing Cone..... | 1 |
| 380503 | Companion Flange | 1 |

Bill of Materials - Pump Mount



G* Output Option (Closed End View)

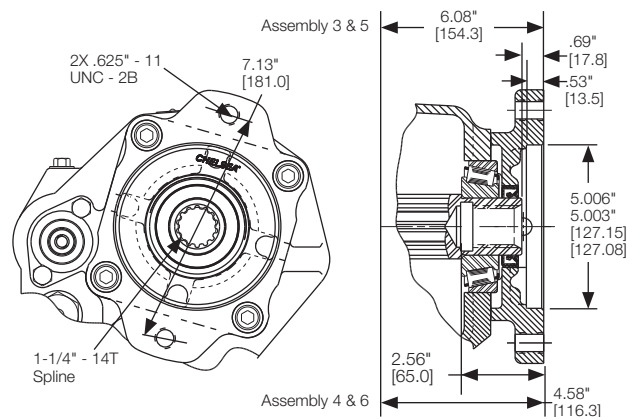
| Part Number | Description | Qty. |
|-----------------|---|------|
| 3-P-950X | Output Shaft..... | 1 |
| 21-P-655 | Bearing Cap, Greaseable Output Shaft..... | 1 |
| 28-P-226 | Shaft Seal..... | 1 |
| 379432-1 | Socket Head Cap Screw (.312" - 18 x .375")..... | 3 |



GS Output Option (Open End View)

Greaseable SAE C 4-Bolt Flange, SAE C Shaft (1-1/4" - 14T)

| Part Number | Description | Qty. |
|--------------------|---|------|
| 3-P-950X | Output Shaft..... | 1 |
| 21-P-382 | Bearing Cap, Open..... | 1 |
| 28-P-212 | Oil Seal..... | 1 |
| 379442 | Shoulder Stud (.500"-13-20 x 3.750")..... | 4 |
| 500356-13 | Lock Washer..... | 4 |
| 500381-5 | Hex Nut (.500"-20)..... | 4 |
| 560944 | Tapered Bearing Cone..... | 1 |
| 328591-136X | Conversion Kit (XS to GS) | |
| 328591-137X | Conversion Kit (XV to GS) | |



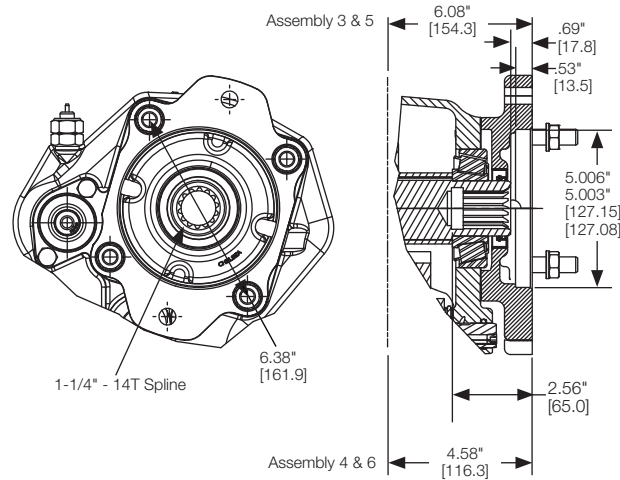
GU Output Option (Open End View)

Greaseable SAE C 2-Bolt Flange, SAE C Shaft (1-1/4" - 14T)

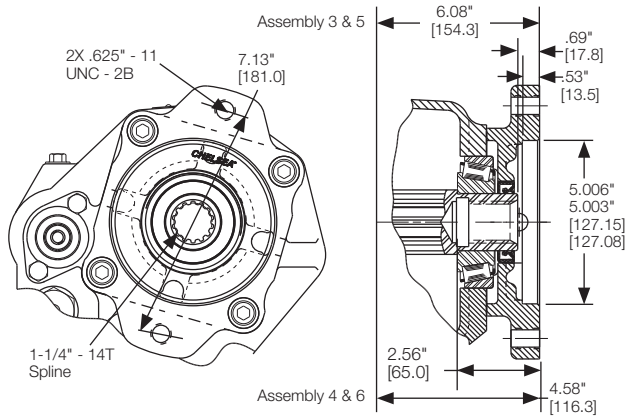
| Part Number | Description | Qty. |
|--------------------|---|------|
| 3-P-950X | Output Shaft, Pump..... | 1 |
| 21-P-382 | Pump Flange, Output..... | 1 |
| 28-P-212 | Oil Seal..... | 1 |
| 378450-8 | Allen Hex Head Cap Screw (.500"-13 x 1.500")..... | 4 |
| 560944 | Tapered Bearing Cone..... | 1 |
| 328591-136X | Conversion Kit (XS to GU) | |
| 328591-137X | Conversion Kit (XV to GU) | |

†Conversion Kits do not include all parts shown above. See page 22 for Conversion Kit BOMs.

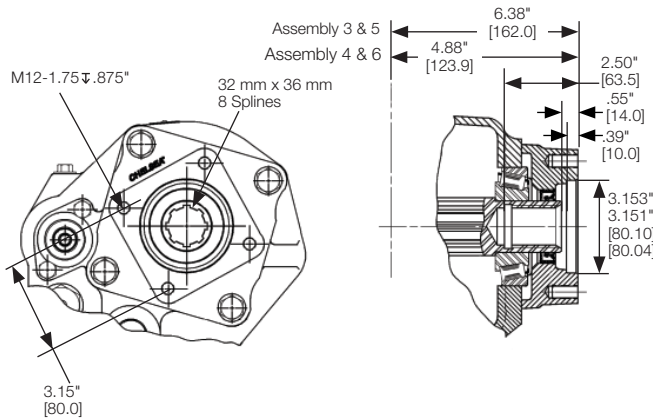
Bill of Materials - Pump Mount (Continued)



| XS Output Option SAE C 4-Bolt Flange, SAE C Shaft (1-1/4" - 14T) | | |
|---|---|------|
| Part Number | Description | Qty. |
| 3-P-726 | Output Shaft..... | 1 |
| 21-P-382 | Pump Flange, Output | 1 |
| 21-P-340 | Wet Spline..... | 1 |
| 28-P-212 | Oil Seal..... | 1 |
| 379442 | Shoulder Stud (.500"-13-20 x 3.750")..... | 4 |
| 500356-13 | Lock Washer | 4 |
| 500381-5 | Hex Nut (.500"-20) | 4 |
| 560944 | Tapered Bearing Cone..... | 1 |



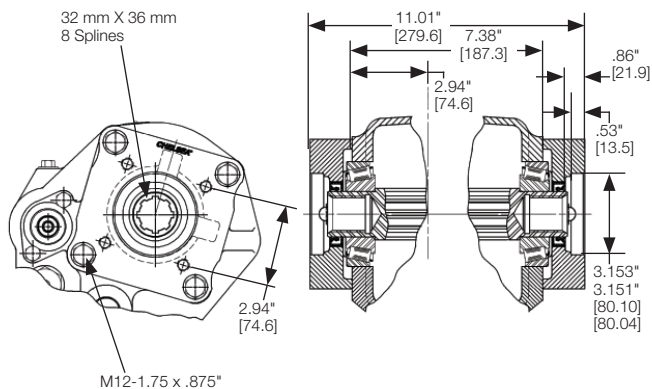
| XU Output Option SAE C 2-Bolt Flange, SAE C Shaft (1-1/4" - 14T) | | |
|---|--|------|
| Part Number | Description | Qty. |
| 3-P-726 | Output Shaft, Pump..... | 1 |
| 21-P-382 | Pump Flange, Output | 1 |
| 21-P-340 | Wet Spline..... | 1 |
| 28-P-212 | Oil Seal..... | 1 |
| 378450-8 | Allen Hex Head Cap Screw (.500"-13 x 1.500") | 4 |
| 560944 | Tapered Bearing Cone | 1 |



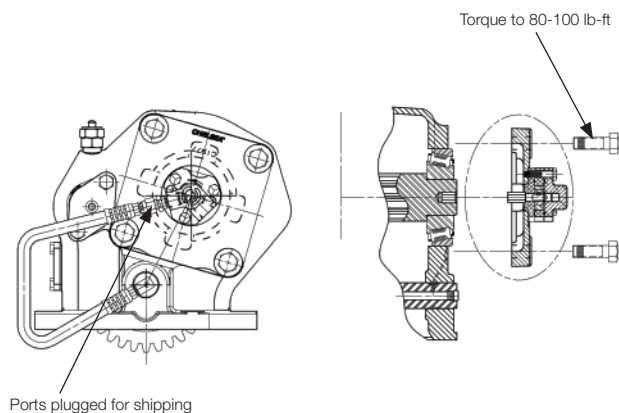
| *XY Output Option DIN 5462 | | |
|-------------------------------|--|------|
| Part Number | Description | Qty. |
| 3-P-826 | Output Shaft..... | 1 |
| 21-P-470 | Pump Flange | 1 |
| 28-P-212 | Oil Seal..... | 1 |
| 378433-14 | Hex Head Cap Screw (.500"-13 x 1.500") | 4 |
| 560944 | Tapered Bearing Cone..... | 1 |

✦ No longer a current option per Chelsea Suggested List Price.

Bill of Materials - Pump Mount (Continued)



| *Y-Y Output Option Double XY Pump Mount | | |
|--|--|------|
| Part Number | Description | Qty. |
| 3-P-946 | Output Shaft..... | 1 |
| 21-P-648 | Pump Flange | 2 |
| 28-P-212 | Oil Seal..... | 2 |
| 378433-14 | Hex Head Cap Screw (.500"-12 x 1.500") | 8 |
| 560944 | Tapered Bearing Cone..... | 2 |



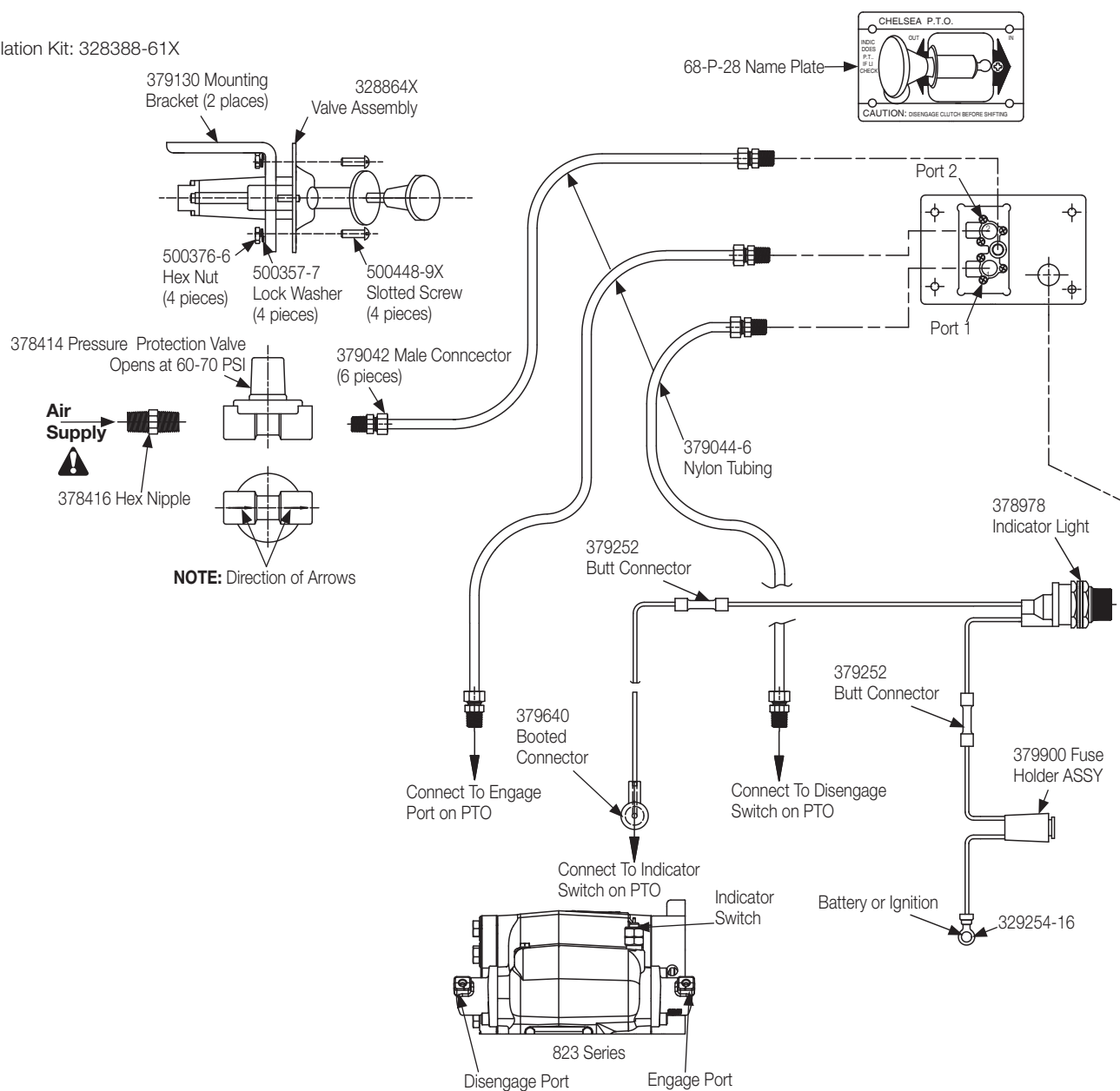
| *L* Output Option Self Lube | | |
|--------------------------------|--|------|
| Part Number | Description | Qty. |
| 3-P-863 | Output Shaft, Self-Lube ASSY (LG)..... | 1 or |
| 3-P-864 | Output Shaft, Pump Self-Lube ASSY (LH & LJ)..... | 1 |
| 9-P-82 | Idler Shaft (Pressure Lube) | 1 |
| 329105X | Self Lubrication ASSY | 1 |
| 378433-14 | Hex Head Cap Screw (.500"-13 x 1.500") | 4 |
| 379231 | Pipe Plug (.125"-27) | 1 |
| 500841-1 | 90° Elbow..... | 1 |
| 329092X | Pressure Lube Hose ASSY | 1 |

* No longer a current option per Chelsea Suggested List Price.

Shift Option A
Air Shift

(SK-276 Rev M)

Installation Kit: 328388-61X



WARNING: Connect directly to the air supply. Do not use tubing between the air supply and the pressure protection valve.

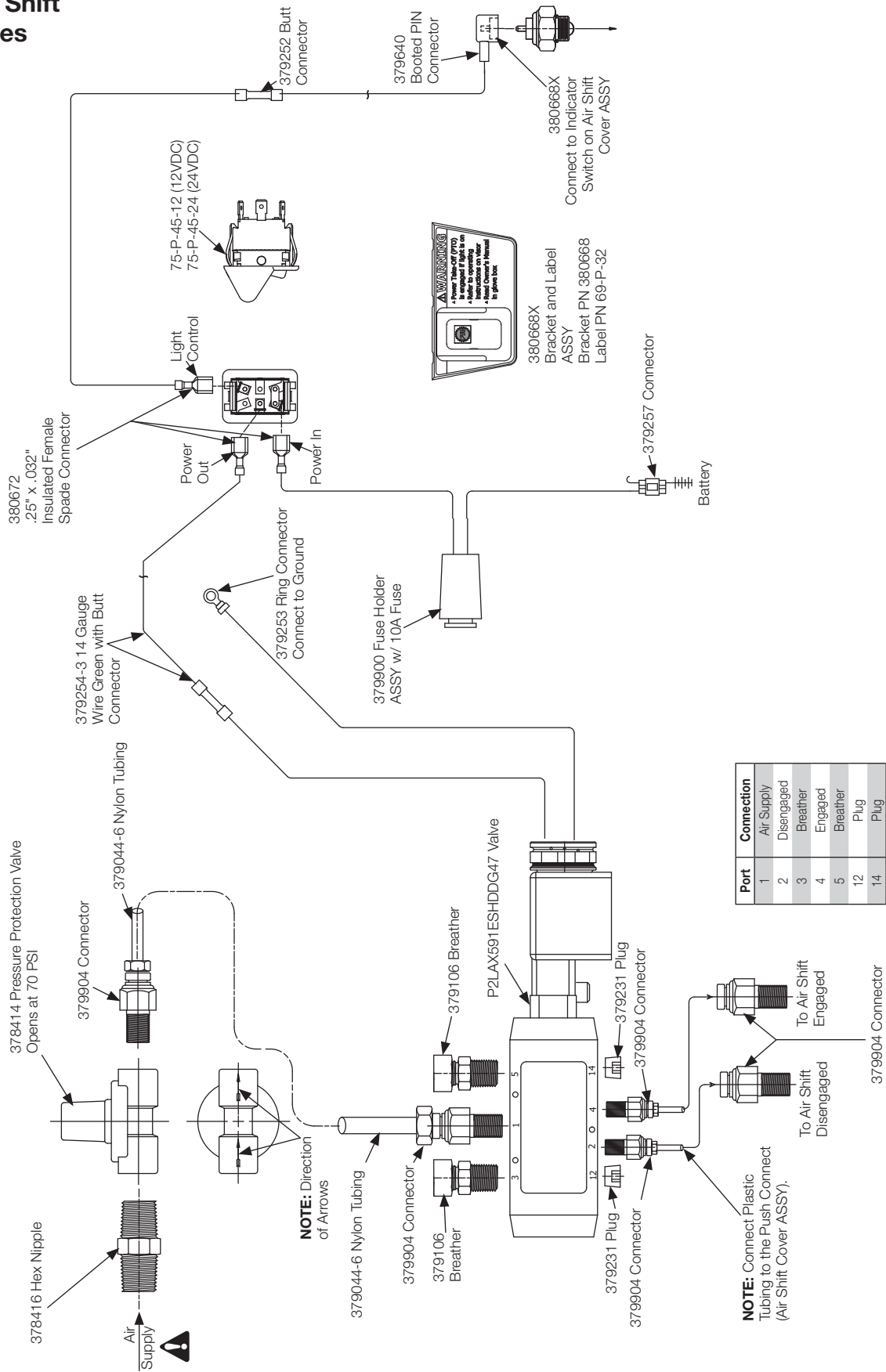
CAUTION: When installing nylon tubing avoid sharp angles, exhaust and manifold systems.

IMPORTANT: When this installation is used on vehicles with automatic transmissions, the PTO drive gear must be stopped before shifting.

NOTE: Tube nut is reusable as long as nylon tubing is not removed from the tube nut.

Shift Option P or Q
Elec/Air Shift
823 Series

Installation Kit: 328388-93X (12VDC)



WARNING: Connect directly to air supply. Do not use tubing between air supply and pressure protection valve.

(SK-447 Rev D)

| Part Number | Description | Qty. | Part Number | Description | Qty. |
|--------------------|---|------|--------------------------|--|------|
| STUD KITS | | | INSTALLATION KITS | | |
| 328170-8X | Mounting Stud Kit - Standard (X) | | 328388-61X | Air Shift | |
| 378054 | Dowel Pin..... | 2 | 68-P-28 | Name Plate | 1 |
| 379424-21 | Stud (.438"-14 & .438"-20 x 2.250")..... | 8 | 328388-45X | Air Shift Kit | 1 |
| 379745 | Flange Nut (.438"-20)..... | 8 | 328864X | Shifter Control Valve | 1 |
| 328170-185X | Mounting Stud Kit - Metric (G) | | 378414 | Pressure Protection Valve..... | 1 |
| 378054 | Dowel Pin..... | 2 | 379044-6 | Nylon Tubing | 1 |
| 379429-22 | Metric Stud | | 379130 | Air Shifter Support Bracket..... | 2 |
| | (.438"-20 & M12-.125 x 2.250") | 8 | 379252 | Butt Connector..... | 2 |
| 379745 | Flange Nut (.438"-20)..... | 8 | 379640 | Booted Connector..... | 1 |
| 328170-220X | Mounting Stud Kit DT12® | | 379254-16 | Ring Connector..... | 1 |
| 379745 | 11/16" Hex Head Flange Nut (.438"-20) | 8 | 328390-154X | Air Shift Field Conversion Kit | |
| 380652 | Metric Stud (M12 x 1.750" x 3.000")..... | 8 | 328388-61X | Air Shift | 1 |
| 380644 | Dowel Pin (.472" x .435" x 1.605")..... | 2 | 65-P-31 | Shifter Shaft Cap | 1 |
| 7170-116X | Stud Kit (823XT Only) | | 35-P-99 | Shifter Cap Gasket..... | 1 |
| 379424-26 | Stud (.438"-14 x .438"-20 x 2.500") | 8 | 28-P-61 | O-ring (1.359" x 1.390") | 2 |
| 379745 | 11/16" Hex Head Flange Nut (.438"-20) | 8 | 22-P-113 | Gasket | 1 |
| | | | 65-P-29 | Air Cylinder..... | 1 |
| | | | 66-P-24 | Shifter Piston..... | 1 |
| | | | 379027 | Cylinder Cap | 1 |
| | | | 28-P-198 | O-ring (.798" x .103") | 1 |
| | | | 378431-4 | Hex Cap Screw..... | 2 |
| | | | 378431-31 | Hex Head Cap Screw (.375"-16 x 4.250") | 2 |
| | | | Owner's Manual | HY25-1135-M1/US | 1 |
| | | | 328751-1X | Indicator Installation Kit | |
| | | | 378978 | 12VDC Indicator Light | 1 |
| | | | 379252 | Speed Limiter Butt Connector | 2 |
| | | | 68-P-18 | Name Plate | 1 |
| | | | 379640 | Booted Connector..... | 1 |
| | | | 379900 | Fuse Holder..... | 1 |
| | | | 328948-8X | Gasket & Installation Kit | |
| | | | 328946X | Caution Label Kit..... | 1 |
| | | | 35-P-15-1 | Housing Gasket (.010") | 2 |
| | | | 35-P-15-2 | Housing Gasket (.020") | 2 |
| | | | 379085-1 | PTO Instructions Decal..... | 1 |
| | | | Owner's Manual | HY25-1135-M1/US | 1 |
| | | | Safety Guide | HY25-1002-M1/US | 1 |

Continued on Next Page

BOMs in each kit group are listed in order based on part number.

Kits Bill of Materials**Parts List
823 Series**

| Part Number | Description | Qty. | Part Number | Description | Qty. |
|--------------------------|--|------|---------------------|--|------|
| INSTALLATION KITS | | | SERVICE KITS | | |
| 329979X | Air Shift Retrofit Kit | | 328356-2X | Gasket & Seal Kit (AB, AC, XV Output) | |
| 66-P-61 | Body Cylinder..... | 1 | 28-P-211 | Oil Seal (3.001" x 2.000" x .375") | 1 |
| 66-P-62 | Shifter Shaft Cap | 1 | 28-P-218 | Oil Seal (1.379" x .812" x .312") | 2 |
| 380657 | Cylinder Cap | 1 | 28-P-239 | O-ring (1.046" x .139") | 1 |
| 66-P-24 | Shifter Piston..... | 1 | 28-P-240 | O-ring (.796" x .139") | 1 |
| 28-P-61 | O-ring (1.359" x .139") | 2 | 35-P-15-1 | Mounting Gasket (8-Bolt & 10-Bolt)..... | 1 |
| 28-P-388 | O-ring (1.739" x .070") | 2 | 35-P-15-2 | Mounting Gasket (8-Bolt & 10-Bolt)..... | 1 |
| 28-P-198 | O-ring (.798" x .103") | 1 | 55-P-19 | Gasket Shim | 2 |
| 378431-31 | Hex Head Cap Screw (.375"-16 x 4.250") | 2 | 55-P-6-1 | Spacer Shim (.003") | 2 |
| 378431-10 | Hex Head Cap Screw (.375"-16 x 1.000") | 2 | 55-P-6-2 | Spacer Shim (.010") | 3 |
| 69-P-31 | Installation Instructions | 1 | | | |
| 328388-93X | Air Shift Installation Kit | | 328356-3X | Gasket & Seal Kit (AB, AC, XV Output) | |
| 328388-94X | Valve and Connector Kit | 1 | 28-P-218 | Oil Seal (1.379" x .812" x .312") | 2 |
| 378414 | Air Shifter Pressure Protection Valve | 1 | 28-P-239 | O-ring (1.046" x .139") | 1 |
| 75-P-45-12 | Rocker Switch 12VDC..... | 1 | 28-P-240 | O-ring (.796" x .139") | 1 |
| 379044-6 | Tubing (.253" x .179" x 30') | 1 | 35-P-15-1 | Mounting Gasket (8-Bolt & 10-Bolt)..... | 1 |
| 380668X | Air Shifter Switch Bracket..... | 1 | 35-P-15-2 | Mounting Gasket (8-Bolt & 10-Bolt)..... | 1 |
| 379252 | Electrical Butt Connector..... | 2 | 55-P-19 | Gasket Shim | 2 |
| 75-P-46X | Wire and Connectors Kit | 1 | 55-P-6-1 | Spacer Shim (.003") | 2 |
| 379640 | Booted Electrical Connector..... | 1 | 55-P-6-2 | Spacer Shim (.010") | 3 |
| | | | | | |
| | | | 328356-4X | Gasket & Seal Kit (XS, XU) | |
| | | | 28-P-212 | Oil Seal (2.506" x 1.750" x .315")..... | 1 |
| | | | 28-P-218 | Oil Seal (1.379" x .812" x .312")..... | 2 |
| | | | 28-P-239 | O-ring (1.046" x .139")..... | 1 |
| | | | 28-P-240 | O-ring (.796" x .139")..... | 1 |
| | | | 35-P-15-1 | Mounting Gasket (8-Bolt & 10-Bolt)..... | 1 |
| | | | 35-P-15-2 | Mounting Gasket (8-Bolt & 10-Bolt)..... | 1 |
| | | | 55-P-6-1 | Spacer Shim (.003") | 2 |
| | | | 55-P-6-2 | Spacer Shim (.010") | 3 |
| | | | 55-P-19 | Gasket Shim..... | 2 |
| | | | | | |
| | | | 328356-5X | Gasket & Seal Kit (AB, AC, XV Output) | |
| | | | 28-P-211 | Oil Seal (3.001" x 2.000" x .375") | 1 |
| | | | 28-P-239 | O-ring (1.046" x .139") | 1 |
| | | | 28-P-240 | O-ring (.796" x .139") | 1 |
| | | | 35-P-15-1 | Mounting Gasket (8-Bolt & 10-Bolt)..... | 1 |
| | | | 35-P-15-2 | Mounting Gasket (8-Bolt & 10-Bolt)..... | 1 |
| | | | 55-P-19 | Gasket Shim | 2 |
| | | | 55-P-6-1 | Spacer Shim (.003") | 2 |
| | | | 55-P-6-2 | Spacer Shim (.010") | 3 |
| | | | | | |
| | | | 328356-6X | Gasket & Seal Kit (O-ring and Mounting Gaskets) | |
| | | | 28-P-239 | O-ring (1.046" x .139") | 1 |
| | | | 28-P-240 | O-ring (.796" x .139") | 1 |
| | | | 35-P-15-1 | Mounting Gasket (8-Bolt & 10-Bolt)..... | 1 |
| | | | 35-P-15-2 | Mounting Gasket (8-Bolt & 10-Bolt)..... | 1 |
| | | | 55-P-19 | Gasket Shim | 2 |
| | | | 55-P-6-1 | Spacer Shim (.003") | 2 |
| | | | 55-P-6-2 | Spacer Shim (.010") | 3 |
| | | | | | |
| | | | 328368-2X | Input Needle Bearing Kit | |
| | | | 14-P-27 | Spacer (1.156" x 1.442" x .687") | 1 |
| | | | 14-P-48 | Spacer (1.080" x 1.375" x .339") | 2 |
| | | | 378389 | Needle Roller Bearing..... | 42 |

Continued on Next Page

BOMs in each kit group are listed in order based on part number.

| Part Number | Description | Qty. |
|------------------------------|---|------|
| OUTPUT CONVERSION KIT | | |
| 328591-136X | Conversion Kit (XS to GS) (XU to GU) | |
| 55-P-19 | Gasket Shim | 1 |
| 55-P-6-2 | Spacer Shim (.010") | 2 |
| 55-P-6-1 | Spacer Shim (.003") | 2 |
| 28-P-196 | O-ring (6.000" x .138") | 1 |
| 379432-1 | Socket Head Cap Screw (.312"-18)..... | 3 |
| 21-P-655 | Bearing Cap..... | 1 |
| 28-P-226 | Bearing Cap with Molded Dual Lip Seal..... | 1 |
| 28-P-212 | Oil Seal (2.506" x 1.750" x .315") | 1 |
| 3-P-950X | Output Shaft ASSY..... | 1 |
| 560946 | Tapered Cup Bearing (3.751" x .875") | 1 |
| 560945 | Tapered Cone Bearing (1.500" x 1.000")..... | 1 |
| 378450-8 | Socket Head Cap Screw (.500"-13 x 1.500") . | 4 |
| 328591-137X | Conversion Kit (XV to GS) (XV to GU) | |
| 55-P-19 | Gasket Shim | 1 |
| 55-P-6-2 | Spacer Shim (.010") | 2 |
| 55-P-6-1 | Spacer Shim (.003") | 2 |
| 21-P-382 | Pump Flange..... | 1 |
| 21-P-655 | Cap Bearing..... | 1 |
| 28-P-226 | Bearing Cap with Molded Dual Lip Seal..... | 1 |
| 28-P-212 | Oil Seal (2.506" x 1.750" x .315") | 1 |
| 379442 | Shoulder Stud (.500"-13 x .500"-20) | 4 |
| 379432-1 | Socket Head Cap Screw (.312"-18)..... | 3 |
| 3-P-950X | Output Shaft ASSY..... | 1 |
| 560946 | Tapered Cup Bearing (3.750" x .875") | 1 |
| 560945 | Tapered Cone Bearing (1.500" x 1.000")..... | 1 |
| 560944 | Tapered Cone Bearing (1.750" x 1.000")..... | 1 |
| 500356-13 | Lock Washer | 4 |
| 500381-5 | Hex Jamb Nut (.500"-20)..... | 4 |

BOMs in each kit group are listed in order based on part number.

This image shows a single sheet of white paper with horizontal ruling lines. The lines are evenly spaced and run across the width of the page. There are no margins, text, or other markings on the paper.

[illegible]

Offer of Sale

WARNING: This product can expose you to chemicals including Lead and Lead Compounds, and Di(2-ethylhexyl)phthalate (DEHP) which are known to the State of California to cause cancer and birth defects or other reproductive harm. For more information go to www.P65Warnings.ca.gov

1. Definitions. As used herein, the following terms have the meanings indicated.

Buyer: means any customer receiving a Quote for Products.

Buyer's Property:

means any tools, patterns, plans, drawings, designs, specifications materials, equipment, or information furnished by Buyer, or which are or become Buyer's property.

Confidential Information:

means any technical, commercial, or other proprietary information of Seller, including, without limitation, pricing, technical drawings or prints and/or part lists, which has been or will be disclosed, delivered, or made available, whether directly or indirectly, to Buyer.

Goods: means any tangible part, system or component to be supplied by Seller.

Intellectual Property Rights:

means any patents, trademarks, copyrights, trade dress, trade secrets or similar rights.

Products: means the Goods, Services and/or Software as described in a Quote.

Quote: means the offer or proposal made by Seller to Buyer for the supply of Products.

Seller: means Parker-Hannifin Corporation, all divisions, subsidiaries and businesses selling products under these terms.

Seller's IP: means patents, trademarks, copyrights, or other intellectual property rights relating to the Products, including without limitation, names, designs, images, drawings, models, software, templates, information, any improvements or creations or other intellectual property developed prior to or during the relationship contemplated herein.

Services: means any services to be provided by Seller.

Software: means any software related to the Goods, whether embedded or separately downloaded.

Special Tooling:

means equipment acquired by Seller or otherwise owned by Seller necessary to manufacture Goods, including but not limited to tools, jigs, and fixtures.

Terms: means the terms and conditions of this Offer of Sale.

2. Terms. All sales of Products by Seller will be governed by, and are expressly conditioned upon Buyer's assent to, these Terms. These Terms are incorporated into any Quote provided by Seller to Buyer. Buyer's order for any Products whether communicated to Seller verbally, in writing, by electronic data interface or other electronic commerce, shall constitute acceptance of these Terms. Seller objects to any contrary or additional terms or conditions of Buyer. Reference in Seller's order acknowledgement to Buyer's purchase order or purchase order number shall in no way constitute an acceptance of any of Buyer's terms or conditions of purchase. Any Quote made by Seller to Buyer shall be considered a firm and definite offer and shall not be deemed to be otherwise despite any language on the face of the Quote. Seller reserves all rights to accept or reject any purported acceptance by Buyer to Seller's Quote if such purported acceptance attempts to vary the terms of the Quote. If Seller ships Products after Buyer issues an acceptance to the Quote, any additional or different terms proposed by Buyer will not become part of the parties' business relationship unless agreed to in a writing that is signed by an authorized representative of Seller, excluding email correspondence. If the transaction proceeds without such agreement on the part of Seller, the business relationship will be

governed solely by these Terms and the specific terms in Seller's Quote.

3. Price; Payment. The Products set forth in the Quote are offered for sale at the prices indicated in the Quote. Unless otherwise specifically stated in the Quote, prices are valid for thirty (30) days and do not include any sales, use, or other taxes or duties. Seller reserves the right to modify prices for any reason and at any time by giving ten (10) days prior written notice. Unless otherwise specified by Seller, all prices are F.C.A. Seller's facility (INCOTERMS 2020). All sales are contingent upon credit approval and full payment for all purchases is due thirty (30) days from the date of invoice (or such date as may be specified in the Quote). Under any circumstances, Buyer may not withhold or suspend payment of any amounts due and payable as a deduction, set-off or recoupment of any amount, claim or dispute with Seller. Unpaid invoices beyond the specified payment date incur interest at the rate of 1.5% per month or the maximum allowable rate under applicable law. Seller reserves the right to require advance payment or provision of securities for first and subsequent deliveries if there is any doubt, in Seller's sole determination, regarding the Buyer's creditworthiness or for other business reasons. If the requested advance payment or securities are not provided to Seller's satisfaction, Seller reserves the right to suspend performance or reject the purchase order, in whole or in part, without prejudice to Seller's other rights or remedies, including the right to full compensation. Seller may revoke or shorten any payment periods previously granted in Seller's sole determination. The rights and remedies herein reserved to Seller are cumulative and in addition to any other or further rights and remedies available at law or in equity. No waiver by Seller of any breach by Buyer of any provision of these terms will constitute a waiver by Seller of any other breach of such provision.

4. Shipment; Delivery; Title and Risk of Loss. All delivery dates are approximate, and Seller is not responsible for damages or additional costs resulting from any delay. All deliveries are subject to our ability to procure materials from our suppliers. Regardless of the manner of shipment, delivery occurs and title and risk of loss or damage pass to Buyer, upon placement of the Products with the carrier at Seller's facility. Unless otherwise agreed prior to shipment and for domestic delivery locations only, Seller will select and arrange, at Buyer's sole expense, the carrier and means of delivery. When Seller selects and arranges the carrier and means of delivery, freight and insurance costs for shipment to the designated delivery location will be prepaid by Seller and added as a separate line item to the invoice. Buyer shall be responsible for any additional shipping charges incurred by Seller due to Buyer's acts or omissions. Buyer shall not return or repack any Products without the prior written authorization from Seller, and any return shall be at the sole cost and expense of Buyer.

5. Warranty. The warranty for the Products is as follows:

(i) Seller warrants that all products sold conform to the applicable Parker Chelsea standard specification for the lesser period of 2 years (24 Months) from date of service or 2-1/2 years (30 Months) from date of build (as marked on the product name plate); (ii) Services shall be performed in accordance with generally accepted practices and using the degree of care and skill that is ordinarily exercised and customary in the field to which the Services pertain and are warranted for a period of six (6) months from the date of completion of the Services; and (iii) Software is only warranted to perform in accordance with applicable specifications provided by Seller to Buyer for ninety (90) days from the date of delivery or, when downloaded by a Buyer or end-user, from the date of the initial download. All prices are based upon the exclusive limited warranty stated above, and upon the following disclaimer:

EXEMPTION CLAUSE; DISCLAIMER OF WARRANTY, CONDITIONS, REPRESENTATIONS: THIS WARRANTY IS THE SOLE AND ENTIRE WARRANTY, CONDITION, AND REPRESENTATION, PERTAINING TO PRODUCTS. SELLER DISCLAIMS ALL OTHER WARRANTIES, CONDITIONS,

Continued on Next Page

Offer of Sale (Continued)

AND REPRESENTATIONS, WHETHER STATUTORY, EXPRESS OR IMPLIED, INCLUDING BUT NOT LIMITED TO THOSE RELATING TO DESIGN, NONINFRINGEMENT, MERCHANTABILITY, AND FITNESS FOR A PARTICULAR PURPOSE. SELLER DOES NOT WARRANT THAT THE SOFTWARE IS ERROR-FREE OR FAULT-TOLERANT, OR THAT BUYER'S USE THEREOF WILL BE SECURE OR UNINTERRUPTED, UNLESS OTHERWISE AUTHORIZED IN WRITING BY SELLER, THE SOFTWARE SHALL NOT BE USED IN CONNECTION WITH HAZARDOUS OR HIGH-RISK ACTIVITIES OR ENVIRONMENTS. EXCEPT AS EXPRESSLY STATED HEREIN, ALL PRODUCTS ARE PROVIDED "AS IS".

6. Claims; Commencement of Actions. Buyer shall promptly inspect all Products upon receipt. No claims for shortages will be allowed unless reported to Seller within ten (10) days of delivery. Buyer shall notify Seller of any alleged breach of warranty within thirty (30) days after the date the non-conformance is or should have been discovered by Buyer. Any claim or action against Seller based upon breach of contract or any other theory, including tort, negligence, or otherwise must be commenced within twelve (12) months from the date of the alleged breach or other alleged event, without regard to the date of discovery.

7. LIMITATION OF LIABILITY. IN THE EVENT OF A BREACH OF WARRANTY, SELLER WILL, AT ITS OPTION, REPAIR OR REPLACE THE NON-CONFORMING PRODUCTS, RE-PERFORM THE SERVICES, OR REFUND THE PURCHASE PRICE PAID WITHIN A REASONABLE PERIOD OF TIME. IN NO EVENT IS SELLER LIABLE FOR ANY SPECIAL, INDIRECT, INCIDENTAL OR CONSEQUENTIAL DAMAGES INCLUDING ANY LOSS OF REVENUE OR PROFITS, WHETHER BASED IN CONTRACT, TORT OR OTHER LEGAL THEORY. IN NO EVENT SHALL SELLER'S LIABILITY UNDER ANY CLAIM MADE BY BUYER EXCEED THE PURCHASE PRICE PAID FOR THE PRODUCTS.

8. Confidential Information. Buyer acknowledges and agrees that Confidential Information has been and will be received in confidence and will remain the property of Seller. Buyer further agrees that it will not use Seller's Confidential Information for any purpose other than for the benefit of Seller and shall return all such Confidential Information to Seller within thirty (30) days upon request.

9. Loss to Buyer's Property. Buyer's Property will be considered obsolete and may be destroyed by Seller after two (2) consecutive years have elapsed without Buyer ordering the Products manufactured using Buyer's Property. Also, Seller shall not be responsible for any loss or damage to Buyer's Property while it is in Seller's possession or control.

10. Special Tooling. Seller may impose a tooling charge for any Special Tooling. Special Tooling shall be and remain Seller's property. In no event will Buyer acquire any interest in the Special Tooling, even if such Special Tooling has been specially converted or adapted for manufacture of Goods for Buyer and notwithstanding any charges paid by Buyer. Unless otherwise agreed, Seller has the right to alter, discard or otherwise dispose of any Special Tooling or other property owned by Seller in its sole determination at any time.

11. Security Interest. To secure payment of all sums due from Buyer, Seller retains a security interest in all Products delivered to Buyer and, Buyer's acceptance of these Terms is deemed to be a Security Agreement under the Uniform Commercial Code. Buyer authorizes Seller as its attorney to execute and file on Buyer's behalf all documents Seller deems necessary to perfect Seller's security interest.

12. User Responsibility. Buyer, through its own analysis and testing, is solely responsible for making the final selection of the Products and assuring that all performance, endurance, maintenance, safety and warning requirements of the application of the Products are met. Buyer must analyze all aspects of the application and follow applicable industry standards, specifications, and any technical information provided with the Quote or the Products, such as Seller's instructions, guides and specifications. If Seller provides options of or for Products based upon data or specifications provided by Buyer, Buyer is responsible for

determining that such data and specifications are suitable and sufficient for all applications and reasonably foreseeable uses of the Products. In the event Buyer is not the end-user of the Products, Buyer will ensure such end-user complies with this paragraph.

13. Use of Products, Indemnity by Buyer. Buyer shall comply with all instructions, guides and specifications provided by Seller with the Quote or the Products. If Buyer uses or resells the Products in any way prohibited by Seller's instructions, guides or specifications, or Buyer otherwise fails to comply with Seller's instructions, guides and specifications, Buyer acknowledges that any such use, resale, or non-compliance is at Buyer's sole risk. Further, Buyer shall indemnify, defend, and hold Seller harmless from any losses, claims, liabilities, damages, lawsuits, judgments and costs (including attorney fees and defense costs), whether for personal injury, property damage, intellectual property infringement or any other claim, arising out of or in connection with: (a) improper selection, design, specification, application, or any misuse of Products; (b) any act or omission, negligent or otherwise, of Buyer; (c) Seller's use of Buyer's Property; (d) damage to the Products from an external cause, repair or attempted repair by anyone other than Seller, failure to follow instructions, guides and specifications provided by Seller, use with goods not provided by Seller, or opening, modifying, deconstructing, tampering with or repackaging the Products; or (e) Buyer's failure to comply with these Terms, including any legal or administrative proceedings, collection efforts, or other actions arising from or relating to such failure to comply. Seller shall not indemnify Buyer under any circumstance except as otherwise provided in these Terms.

14. Cancellations and Changes. Buyer may not cancel or modify, including but not limited to movement of delivery dates for the Products, any order for any reason except with Seller's written consent and upon terms that will indemnify, defend and hold Seller harmless against all direct, incidental and consequential loss or damage and any additional expense. Seller, at any time, may change features, specifications, designs and availability of Products.

15. Assignment. Buyer may not assign its rights or obligations without the prior written consent of Seller.

16. Force Majeure. Seller is not liable for delay or failure to perform any of its obligations by reason of any events or circumstances beyond its reasonable control. Such circumstances include without limitation: accidents, labor disputes or stoppages, government acts or orders, acts of nature, pandemics, epidemics, other widespread illness, or public health emergency, cyber related disruptions, cyber-attacks, ransomware sabotage, delays or failures in delivery from carriers or suppliers, shortages of materials, sudden increases in the price of raw material or components, shutdowns or slowdowns affecting the supply of raw materials or components, or the transportation thereof, oil shortages or oil price increases, energy crisis, energy or fuel interruption, war (whether declared or not) or the serious threat of same, riots, rebellions, acts of terrorism, embargoes, fire or any reason whether similar to the foregoing or otherwise. Seller will resume performance as soon as practicable after the event of force majeure has been removed. All delivery dates affected by an event of force majeure shall be tolled for the duration of such event of force majeure and rescheduled for mutually agreed dates as soon as practicable after the event of force majeure ceases to exist. The right to allocate capacity is in the Seller's sole discretion. An event of force majeure shall not include financial distress, insolvency, bankruptcy, or other similar conditions affecting one of the parties, affiliates and/or subcontractors. An event of force majeure in the meaning of these Terms means any circumstances beyond Seller's control that permanently or temporarily hinders performance, even where that circumstance was already foreseen. Buyer shall not be entitled to cancel any orders following its claim of an event of force majeure.

17. Waiver and Severability. Failure to enforce any provision of these Terms will not invalidate that provision; nor will any such failure prejudice either party's right to enforce that provision in the future. Invalidation of any provision of these Terms shall not

Continued on Next Page

Offer of Sale (Continued)

WARNING: This product can expose you to chemicals including Lead and Lead Compounds, and Di(2-ethylhexyl)phthalate (DEHP) which are known to the State of California to cause cancer and birth defects or other reproductive harm. For more information go to www.P65Warnings.ca.gov

invalidate any other provision herein and, the remaining provisions will remain in full force and effect.

18. Duration. Unless otherwise stated in the Quote, any agreement governed by or arising from these Terms shall: (a) be for an initial duration of one (1) year; and (b) shall automatically renew for successive one-year terms unless terminated by Buyer with at least 180-days written notice to Seller or if Seller terminates the agreement pursuant to Section 19 of these Terms.

19. Termination. Seller may, without liability to Buyer, terminate any agreement governed by or arising from these Terms for any reason and at any time by giving Buyer thirty (30) days prior written notice. Seller may immediately terminate, in writing, if Buyer: (a) breaches any provision of these Terms, (b) becomes or is deemed insolvent, (c) appoints or has appointed a trustee, receiver or custodian for all or any part of Buyer's property, (d) files a petition for relief in bankruptcy on its own behalf, or one is filed against Buyer by a third party, (e) makes an assignment for the benefit of creditors; or (f) dissolves its business or liquidates all or a majority of its assets.

20. Ownership of Rights. Buyer agrees that (a) Seller (and/or its affiliates) owns or is the valid licensee of Seller's IP and (b) the furnishing of information, related documents or other materials by Seller to Buyer does not grant or transfer any ownership interest or license in or to Seller's IP to Buyer, unless expressly agreed in writing. Without limiting the foregoing, Seller retains ownership of all Software supplied to Buyer. In no event shall Buyer obtain any greater right in and to the Software than a right in a license limited to the use thereof and subject to compliance with any other terms provided with the Software. Buyer further agrees that it will not, directly or through intermediaries, reverse engineer, decompile, or disassemble any Software (including firmware) comprising or contained within a Product, except and only to the extent that such activity may be expressly permitted, either by applicable law or, in the case of open-source software, the applicable open-source license.

21. Indemnity for Infringement of Intellectual Property Rights. Seller is not liable for infringement of any Intellectual Property Rights except as provided in this Section. Seller will defend at its expense and will pay the cost of any settlement or damages awarded in an action brought against Buyer based on a third-party claim that one or more of the Products infringes the Intellectual Property Rights of a third party in the country of delivery of the Products by Seller to Buyer. Seller's obligation to defend and indemnify Buyer is contingent on Buyer notifying Seller within ten (10) days after Buyer becomes aware of any such claim, and Seller having sole control over the defense of the claim including all negotiations for settlement or compromise. If one or more Products is subject to such a claim, Seller may, at its sole expense and option, procure for Buyer the right to continue using the Products, replace or modify the Products to render them non-infringing, or offer to accept return of the Products and refund the purchase price less a reasonable allowance for depreciation. Seller has no obligation or liability for any claim of infringement: (i) arising from information provided by Buyer (including Seller's use of Buyer's Property); or (ii) directed to any Products for which the designs are specified in whole or part by Buyer; or (iii) resulting from the modification, combination or use in a system of any Products. The foregoing provisions of this Section constitute Seller's sole and exclusive liability and Buyer's sole and exclusive remedy for claims of infringement of Intellectual Property Rights.

22. Governing Law. These Terms, the terms of any Quote, and the sale and delivery of all Products are deemed to have taken place in, and shall be governed and construed in accordance with, the laws of the State of Ohio, as applicable to contracts executed and wholly performed therein and without regard to conflicts of laws principles. Buyer irrevocably agrees and consents to the exclusive jurisdiction and venue of the courts of Cuyahoga County, Ohio with respect to any dispute, controversy or claim arising out of or relating to the sale

and delivery of the Products.

23. Entire Agreement. These Terms, along with the terms set forth in the Quote, forms the entire agreement between the Buyer and Seller and constitutes the final, complete and exclusive expression of the terms of sale and purchase. In the event of a conflict between any term set forth in the Quote and these Terms, the terms set forth in the Quote shall prevail. All prior or contemporaneous written or oral agreements or negotiations with respect to the subject matter shall have no effect. No modification to these Terms will be binding on Seller unless agreed to in a writing that is signed by an authorized representative of Seller, excluding email correspondence, 'clickwrap' or other purported electronic assent to different or additional terms. Sections 2-25 of these Terms shall survive termination or cancellation of any agreement governed by or arising from these Terms.

24. No 'Wrap' Agreements/No Authority to Bind. Seller's clicking any buttons or any similar action, such as clicking "I Agree" or "Confirm," to utilize Buyer's software or webpage for the placement of orders, is NOT an agreement to Buyer's Terms and Conditions. **NO EMPLOYEE, AGENT OR REPRESENTATIVE OF SELLER HAS THE AUTHORITY TO BIND SELLER BY THE ACT OF CLICKING ANY BUTTON OR SIMILAR ACTION ON BUYER'S WEBSITE OR PORTAL.**

25. Compliance with Laws. Buyer agrees to comply with all applicable laws, regulations, and industry and professional standards, including those of the United States of America, and the country or countries in which Buyer may operate, including without limitation the U.S. Foreign Corrupt Practices Act ("FCPA"), the U.S. Anti-Kickback Act ("Anti-Kickback Act"), U.S. and E.U. export control and sanctions laws ("Export Laws"), the U.S. Food Drug and Cosmetic Act ("FDCA"), and the rules and regulations promulgated by the U.S. Food and Drug Administration ("FDA"), each as currently amended. Buyer agrees to indemnify, defend, and hold harmless Seller from the consequences of any violation of such laws, regulations and standards by Buyer, its employees or agents. Buyer represents that it is familiar with all applicable provisions of the FCPA, the Anti-Kickback Act, Export Laws, the FDCA and the FDA and certifies that Buyer will adhere to the requirements thereof and not take any action that would make Seller violate such requirements. Buyer represents and agrees that Buyer will not make any payment or give anything of value, directly or indirectly, to any governmental official, foreign political party or official thereof, candidate for foreign political office, or commercial entity or person, for any improper purpose, including the purpose of influencing such person to purchase Products or otherwise benefit the business of Seller. Buyer further represents and agrees that it will not receive, use, service, transfer or ship any Products from Seller in a manner or for a purpose that violates Export Laws or would cause Seller to be in violation of Export Laws. Buyer agrees to promptly and reliably provide Seller all requested information or documents, including end-user statements and other written assurances, concerning Buyer's ongoing compliance with Export Law.

09/22



Parker-Hannifin Corporation

Chelsea Products Division
8225 Hacks Cross Rd
Olive Branch, MS 38654
United States

Phone: +1 (662) 895-1011
Email: chd_support@support.parker.com

www.Parker.com/Chelsea

PN: HY25-2823-M1/US
Rev: 11/24